

MIRROR

CABINETS

ILLUMINATED

MIRRORS

**PRICE AND MODEL LIST
UNITED KINGDOM 2024**

Mirror cabinets

- 03 Schneider ADVANCED Line Comfort TW
- 04 Schneider ADVANCED Line Superior HCL
- 05 Schneider ADVANCED Line Ultimate TW
- 06 Schneider ARANGA Line TW
- 07 Schneider DAILY Line Ultimate TW
- 08 Schneider EASY Line Comfort
- 09 Schneider EASY Line Superior LED
- 10 Schneider GRACE Line TW
- 11 Schneider LOW Line Basic LED 12 cm
- 12 Schneider LOW Line Basic LED 15 cm
- 13 Schneider LOW Line Plus LED 12 cm
- 14 Schneider LOW Line Plus LED 15 cm
- 15 Schneider LUNE D2W
- 16 Schneider OBJECT Line Comfort LED
- 17 Schneider OBJECT Line Superior LED
- 18 Schneider PATA Line LED
- 19 Schneider PREMIUM Line Superior TW
- 20 Schneider PREMIUM Line Ultimate HCL

Illuminated mirrors

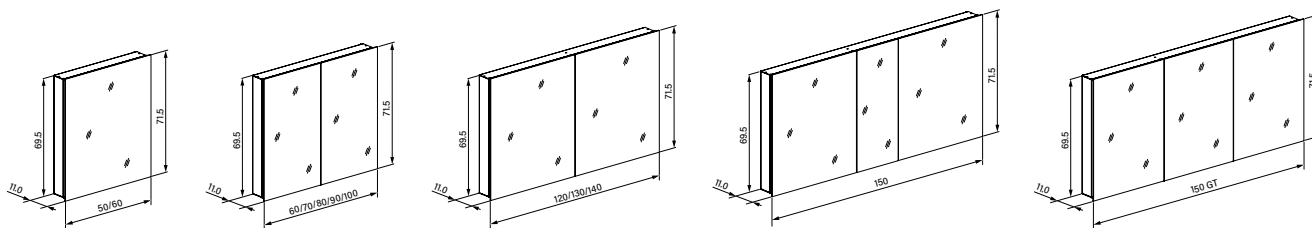
- 21/22 Schneider A-Line HCL
- 23 Schneider ADVANCED Line Ultimate TW
- 24 Schneider ARANGA Line LED
- 25 Schneider DAILY Line Comfort LED
- 26 Schneider LUNE SP D2W
- 27 Schneider STYLE Line Comfort LED
- 28 Schneider STYLE Line Superior LED
- 29 Schneider STYLE Line Ultimate LED

Installation frames

- 30/31 Installation frame Universal
- 32 Installation frame and Box
Schneider ADVANCED Line Superior HCL

Schneider **ADVANCED** Line Comfort TW

Mirror cabinet

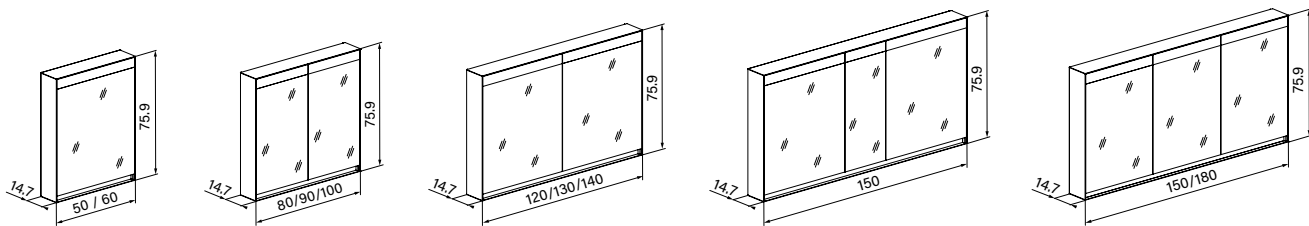


Description Mirror cabinet	Doors	Lighting (W)	Luminous flux (lm)	Art. No. white <input type="checkbox"/>	Price GBP		Art. No. black matt <input checked="" type="checkbox"/>	Price GBP	
					excl. VAT	incl. VAT		excl. VAT	incl. VAT
ALC2 50/1/TW/L	1	58	7273	194.051.03.02	1'650.00	1'980.00	194.051.03.41	1'847.00	2'216.40
ALC2 50/1/TW/R	1	58	7273	194.052.03.02	1'650.00	1'980.00	194.052.03.41	1'847.00	2'216.40
ALC2 60/1/TW/L	1	65	8095	194.061.03.02	1'650.00	1'980.00	194.061.03.41	1'847.00	2'216.40
ALC2 60/1/TW/R	1	65	8095	194.062.03.02	1'650.00	1'980.00	194.062.03.41	1'847.00	2'216.40
ALC2 60/2/TW/L	2	65	8095	194.063.03.02	1'755.00	2'106.00	194.063.03.41	1'941.00	2'329.20
ALC2 60/2/TW/R	2	65	8095	194.064.03.02	1'755.00	2'106.00	194.064.03.41	1'941.00	2'329.20
ALC2 70/2/TW	2	71	8920	194.070.03.02	1'799.00	2'158.80	194.070.03.41	2'015.00	2'418.00
ALC2 80/2/TW	2	78	9742	194.080.03.02	1'866.00	2'239.20	194.080.03.41	2'077.00	2'492.40
ALC2 90/2/TW	2	84	10564	194.090.03.02	1'901.00	2'281.20	194.090.03.41	2'149.00	2'578.80
ALC2 100/2/TW	2	91	11389	194.100.03.02	1'976.00	2'371.20	194.100.03.41	2'213.00	2'655.60
ALC2 120/2/TW	2	104	13033	194.120.03.02	2'275.00	2'730.00	194.120.03.41	2'630.00	3'156.00
ALC2 130/2/TW	2	111	13858	194.130.03.02	2'491.00	2'989.20	194.130.03.41	2'765.00	3'318.00
ALC2 140/2/TW	2	117	14680	194.140.03.02	2'592.00	3'110.40	194.140.03.41	2'910.00	3'492.00
ALC2 150/3/TW	3	124	15502	194.150.03.02	2'713.00	3'255.60	194.150.03.41	3'028.00	3'633.60
ALC2 150/3/GT/TW	3	124	15502	194.151.03.02	2'713.00	3'255.60	194.151.03.41	3'028.00	3'633.60

Product details	Other features and options
Cabinet High quality aluminium profile, white or black matt design	<ul style="list-style-type: none"> - Designation L/R refers to the socket position - 1-door models 50/1 and 60/1: Hinge reversible left or right - 3-doors models, door widths: 150/3: 60/30/60 cm 150/3/GT: 50/50/50 cm - Intermediate wall: From the width 120 with 1 intermediate wall - Models in black matt with mirrored back wall
Mounting Surface or recessed mounting, maximum installation depth 8.8 cm	
Doors Hinged doors with soft door closure, robust hinge technology	
Mirrors Out- and inside	
Glass shelves Continuously adjustable, including safety shelf supports	
Sockets In models 50–60, a socket is fitted low down on the left or right (L/R); from cabinets of width 70 and upwards, a socket is fitted low down on the right side panel. From the 120 width socket is fitted low down on the internal wall	
Lighting LED dimmable, all-round LED illumination outside and above inside, continuously adjustable from 2000–6500 K Button for functions inside on the side panel	
Accessories Magnifying mirror	
Protection class IP44	
Energy efficiency Contains light sources of class D	Adequate installation frame on page 30

Schneider **ADVANCED** Line Superior HCL

Mirror cabinet



Description Mirror cabinet	Doors	Lighting (W)	Luminous flux (lm)	Art. No. grey <input type="checkbox"/>	Price GBP	
					excl. VAT	incl. VAT
ALS1 50/1/HCL/L	1	2 x 8	2470	180.051.03.04	1'376.00	1'651.20
ALS1 50/1/HCL/R	1	2 x 8	2470	180.052.03.04	1'376.00	1'651.20
ALS1 60/1/HCL/L	1	2 x 10	3018	180.061.03.04	1'376.00	1'651.20
ALS1 60/1/HCL/R	1	2 x 10	3018	180.062.03.04	1'376.00	1'651.20
ALS1 80/2/HCL	2	2 x 14	4116	180.080.03.04	1'910.00	2'292.00
ALS1 90/2/HCL	2	2 x 16	4664	180.090.03.04	2'096.00	2'515.20
ALS1 100/2/HCL	2	2 x 17	5214	180.100.03.04	2'177.00	2'612.40
ALS1 120/2/HCL	2	2 x 21	6310	180.120.03.04	2'473.00	2'967.60
ALS1 130/2/HCL	2	2 x 23	6860	180.130.03.04	2'544.00	3'052.80
ALS1 140/2/HCL	2	2 x 25	7408	180.140.03.04	2'686.00	3'223.20
ALS1 150/3/HCL	3	2 x 26	7956	180.150.03.04	2'996.00	3'595.20
ALS1 150/3/GT/HCL	3	2 x 26	7956	180.151.03.04	2'996.00	3'595.20
ALS1 180/3/GT/HCL	3	2 x 32	9602	180.180.03.04	3'298.00	3'957.60

Product details

Cabinet	High quality aluminium profile, grey design
Mounting	Can be fully recessed
Doors	Hinged doors with soft door closure, robust hinge technology
Mirrors	Out- and inside with light band above
Glass shelves	Continuously adjustable, including safety shelf supports
Sockets	In models 50–60, a socket is fitted low down on the left or right (L/R); from cabinets of width 80 and upwards, sockets are fitted low down on the left and right side panels. From the 90 width sockets are fitted low down on the internal wall
Lighting	LED dimmable, lightings above/below switchable individually, continuously adjustable from 2000–6500 K Time of day control system with a button for functions inside on the side panel or via an app
Accessories	Magnifying mirror
Protection class	IP44
Energy efficiency	Contains light sources of class D

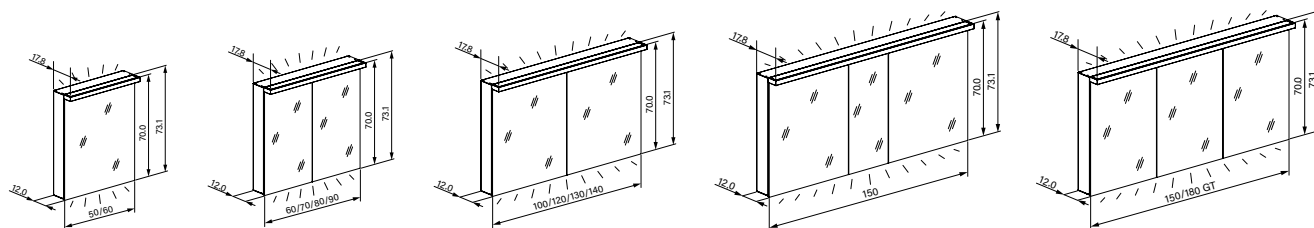
Other features and options

- Designation L/R refers to the socket position
- 1-door models 50/1 and 60/1: Hinge opposite socket
- 3-doors models, door widths:
150/3: 60/30/60 cm | 150/3/GT: 50/50/50 cm | 80/3/GT: 60/60/60cm
- Intermediate wall: From the width 90 with 1, respectively 2 intermediate walls

Adequate installation frame on page 32

Schneider **ADVANCED** Line Ultimate TW

Mirror cabinet



Description Mirror cabinet	Doors	Lighting (W)	Luminous flux (lm)	Art. No. anodised	Price GBP		Art. No. black matt	Price GBP	
					excl. VAT	incl. VAT		excl. VAT	incl. VAT
ALU1 50/1/TW/L	1	3 x 8	3705	188.051.03.50	1'547.00	1'856.40	188.051.03.41	1'742.00	2'090.40
ALU1 50/1/TW/R	1	3 x 8	3705	188.052.03.50	1'547.00	1'856.40	188.052.03.41	1'742.00	2'090.40
ALU1 60/1/TW/L	1	3 x 10	4527	188.061.03.50	1'547.00	1'856.40	188.061.03.41	1'742.00	2'090.40
ALU1 60/1/TW/R	1	3 x 10	4527	188.062.03.50	1'547.00	1'856.40	188.062.03.41	1'742.00	2'090.40
ALU1 60/2/TW/L	2	3 x 10	4527	188.063.03.50	1'646.00	1'975.20	188.063.03.41	1'841.00	2'209.20
ALU1 60/2/TW/R	2	3 x 10	4527	188.064.03.50	1'646.00	1'975.20	188.064.03.41	1'841.00	2'209.20
ALU1 70/2/TW	2	3 x 12	5352	188.070.03.50	1'783.00	2'139.60	188.070.03.41	2'075.00	2'490.00
ALU1 80/2/TW	2	3 x 14	6174	188.080.03.50	1'899.00	2'278.80	188.080.03.41	2'197.00	2'636.40
ALU1 90/2/TW	2	3 x 16	6996	188.090.03.50	2'123.00	2'547.60	188.090.03.41	2'453.00	2'943.60
ALU1 100/2/TW	2	3 x 17	7821	188.100.03.50	2'195.00	2'634.00	188.100.03.41	2'536.00	3'043.20
ALU1 120/2/TW	2	3 x 21	9465	188.120.03.50	2'363.00	2'835.60	188.120.03.41	2'707.00	3'248.40
ALU1 130/2/TW	2	3 x 23	10290	188.130.03.50	2'401.00	2'881.20	188.130.03.41	2'751.00	3'301.20
ALU1 140/2/TW	2	3 x 25	11112	188.140.03.50	2'695.00	3'234.00	188.140.03.41	3'085.00	3'702.00
ALU1 150/3/TW	3	3 x 26	11934	188.150.03.50	2'772.00	3'326.40	188.150.03.41	3'219.00	3'862.80
ALU1 150/3/GT/TW	3	3 x 26	11934	188.151.03.50	2'772.00	3'326.40	188.151.03.41	3'219.00	3'862.80
ALU1 180/3/GT/TW	3	3 x 32	14403	188.180.03.50	3'048.00	3'657.60	188.180.03.41	3'451.00	4'141.20

Product details

Cabinet	High quality aluminium profile, anodised or black matt design
Mounting	Surface or recessed mounting, maximum installation depth 8.5 cm
Doors	Hinged doors with soft door closure, robust hinge technology
Mirrors	Out- and inside
Glass shelves	Continuously adjustable, including safety shelf supports
Sockets	In models 50–60, a socket is fitted low down on the left or right (L/R); from cabinets of width 70 and upwards, a socket is fitted low down on both the left and the right side panels. From the 90 width, sockets are fitted low down on the internal walls
Lighting	LED dimmable, lightings above/below switchable individually, continuously adjustable from 2000–6500 K Button for functions inside on the side panel
Accessories	Magnifying mirror
Protection class	IP44
Energy efficiency	Contains light sources of class D

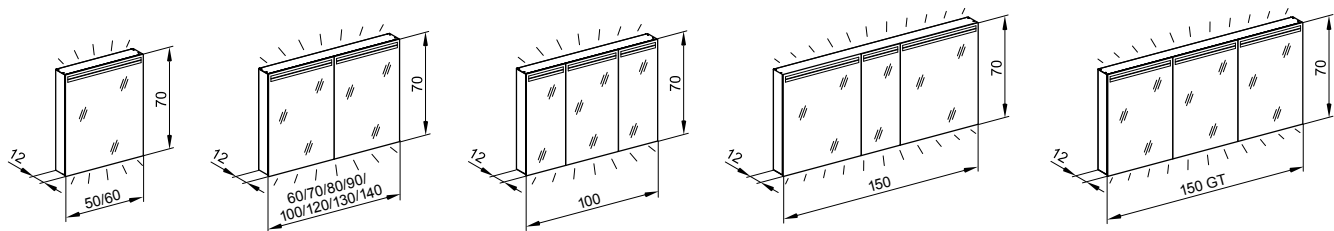
Other features and options

- Designation L/R refers to the socket position
- 1-door models 50/1 and 60/1: Hinge opposite socket
- 3-doors models, door widths:
150/3: 60/30/60 cm | 150/3/GT: 50/50/50 cm | 180/3/GT: 60/60/60cm
- Intermediate wall: From the width 90 with 1, respectively 2 intermediate walls
- Models in black matt with mirrored back wall

Adequate installation frame on page 31

Schneider **ARANGA** Line TW

Mirror cabinet



Description Mirror cabinet	Doors	Lighting (W)	Luminous flux (lm)	Art. No. anodised	Price GBP		Art. No. black matt	Price GBP	
					excl. VAT	incl. VAT		excl. VAT	incl. VAT
ARA 50/1/TW/L	1	2 x 8	2470	160.451.03.50	1'148.00	1'377.60	160.451.03.41	1'322.00	1'586.40
ARA 50/1/TW/R	1	2 x 8	2470	160.452.03.50	1'148.00	1'377.60	160.452.03.41	1'322.00	1'586.40
ARA 60/1/TW/L	1	2 x 10	3018	160.461.03.50	1'148.00	1'377.60	160.461.03.41	1'322.00	1'586.40
ARA 60/1/TW/R	1	2 x 10	3018	160.462.03.50	1'148.00	1'377.60	160.462.03.41	1'322.00	1'586.40
ARA 60/2/TW	2	2 x 10	3018	160.460.03.50	1'267.00	1'520.40	160.460.03.41	1'433.00	1'719.60
ARA 70/2/TW	2	2 x 12	3568	160.470.03.50	1'349.00	1'618.80	160.470.03.41	1'568.00	1'881.60
ARA 80/2/TW	2	2 x 14	4116	160.480.03.50	1'525.00	1'830.00	160.480.03.41	1'787.00	2'144.40
ARA 90/2/TW	2	2 x 16	4664	160.490.03.50	1'573.00	1'887.60	160.490.03.41	1'843.00	2'211.60
ARA 100/2/TW	2	2 x 17	5214	160.500.03.50	1'629.00	1'954.80	160.500.03.41	1'920.00	2'304.00
ARA 120/2/TW	2	2 x 21	6310	160.520.03.50	1'864.00	2'236.80	160.520.03.41	2'176.00	2'611.20
ARA 130/2/TW	2	2 x 23	6860	160.530.03.50	2'029.00	2'434.80	160.530.03.41	2'344.00	2'812.80
ARA 140/2/TW	2	2 x 25	7408	160.540.03.50	2'287.00	2'744.40	160.540.03.41	2'489.00	2'986.80
ARA 100/3/TW	3	2 x 17	5214	160.501.03.50	1'918.00	2'301.60	160.501.03.41	2'231.00	2'677.20
ARA 150/3/TW	3	2 x 26	7956	160.550.03.50	2'304.00	2'764.80	160.550.03.41	2'684.00	3'220.80
ARA 150/3/GT/TW	3	2 x 26	7956	160.551.03.50	2'304.00	2'764.80	160.551.03.41	2'684.00	3'220.80

Product details

Cabinet	High quality aluminium profile, anodised or black matt design
Mounting	Surface or recessed mounting, maximum installation depth 8 cm
Doors	Hinged doors with soft door closure, robust hinge technology
Mirrors	Out- and inside with light bands above
Glass shelves	Continuously adjustable, including safety shelf supports
Sockets	Socket right above, exchangeable to the left.
Lighting	LED dimmable, lightings above/below switchable individually, continuously adjustable from 2000 – 6500 K Button for functions inside on the side panel
Accessories	Magnifying mirror, handles enclosed for self mounting (anodised version only)
Protection class	IP44
Energy efficiency	Contains light sources of class D

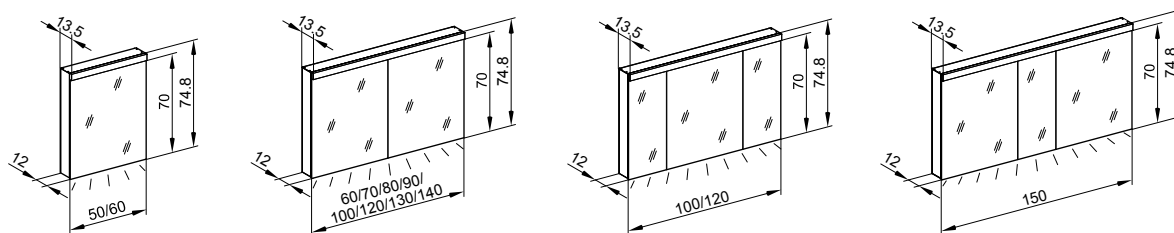
Other features and options

- Designation L/R refers to the door hinge position
- 1-door models 50/1 and 60/1: Hinge left or right (L/R)
- 3-doors models, door widths:
100/3: 30/40/30 cm | 150/3: 60/30/60 cm
150/3/GT: 50/50/50 cm
- Intermediate wall: From the width 80 with 1, respectively 2 intermediate walls
- Models in black matt with mirrored back wall

Adequate installation frame on page 30

Schneider **DAILY** Line Ultimate TW

Mirror cabinet



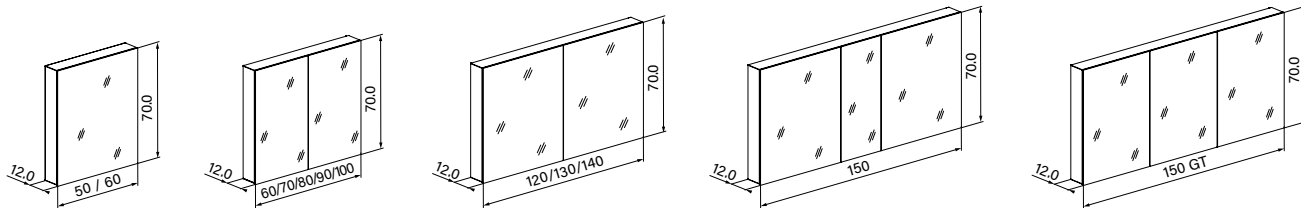
Description Mirror cabinet	Doors	Lighting (W)	Luminous flux (lm)	Art. No. white <input type="checkbox"/>	Price GBP	
					excl. VAT	incl. VAT
DLU1 50/1/TW/L	1	2 x 8	2470	178.051.03.02	986.00	1'183.20
DLU1 50/1/TW/R	1	2 x 8	2470	178.052.03.02	986.00	1'183.20
DLU1 60/1/TW/L	1	2 x 10	3018	178.061.03.02	986.00	1'183.20
DLU1 60/1/TW/R	1	2 x 10	3018	178.062.03.02	986.00	1'183.20
DLU1 60/2/TW/L	2	2 x 10	3018	178.063.03.02	1'062.00	1'274.40
DLU1 60/2/TW/R	2	2 x 10	3018	178.064.03.02	1'062.00	1'274.40
DLU1 70/2/TW	2	2 x 12	3568	178.070.03.02	1'266.00	1'519.20
DLU1 80/2/TW	2	2 x 14	4116	178.080.03.02	1'335.00	1'602.00
DLU1 90/2/TW	2	2 x 16	4664	178.090.03.02	1'388.00	1'665.60
DLU1 100/2/TW	2	2 x 17	5214	178.100.03.02	1'417.00	1'700.40
DLU1 120/2/TW	2	2 x 21	6310	178.120.03.02	1'652.00	1'982.40
DLU1 130/2/TW	2	2 x 23	6860	178.130.03.02	1'711.00	2'053.20
DLU1 140/2/TW	2	2 x 25	7408	178.140.03.02	1'901.00	2'281.20
DLU1 100/3/TW	3	2 x 17	5214	178.101.03.02	1'602.00	1'922.40
DLU1 120/3/TW	3	2 x 21	6310	178.121.03.02	1'760.00	2'112.00
DLU1 150/3/TW	3	2 x 26	7956	178.150.03.02	1'940.00	2'328.00

Product details		Other features and options
Cabinet	High quality aluminium profile, white design	<ul style="list-style-type: none"> - Designation L/R refers to the socket position - 1-door models 50/1 and 60/1: Hinge reversible left or right - 3-doors models, door widths: 100/3: 30/40/30 cm 120/3: 30/60/30 cm 150/3: 60/30/60 cm - Intermediate wall: up to and including 100/2 without Intermediate wall - Accessories: The magnifying mirror Art.No. 139.002.01.00 GBP 25.00 excl. VAT and the door handle TG 5 Art.No. 139.004.01.54 GBP 15.00 excl. VAT can be purchased individually
Mounting	Surface or recessed mounting, maximum installation depth 8 cm	
Doors	Hinged doors with soft door closure, robust hinge technology	
Mirrors	Out- and inside	
Glass shelves	Continuously adjustable, including safety shelf supports	
Sockets	In models 50–60, a socket is fitted low down on the left or right (L/R); from cabinets of width 70 and upwards, sockets are fitted low down on the left and right side panels. From the 100/3 width sockets are fitted low down on the internal wall	
Lighting	LED dimmable, lightings above/below switchable individually, continuously adjustable from 2000–6500 K Button for functions inside on the side panel	
Protection class	IP44	
Energy efficiency	Contains light sources of class D	

Adequate installation frame on page 30

Schneider **EASY** Line Comfort

Mirror cabinet



Description Mirror cabinet	Doors	Art. No. white <input type="checkbox"/>	Price GBP	
			excl. VAT	incl. VAT
ELC1 50/1/0	1	177.050.00.02	588.00	705.60
ELC1 60/1/0	1	177.060.00.02	588.00	705.60
ELC1 60/2/0	2	177.061.00.02	656.00	787.20
ELC1 70/2/0	2	177.070.00.02	693.00	831.60
ELC1 80/2/0	2	177.080.00.02	781.00	937.20
ELC1 90/2/0	2	177.090.00.02	818.00	981.60
ELC1 100/2/0	2	177.100.00.02	847.00	1'016.40
ELC1 120/2/0	2	177.120.00.02	997.00	1'196.40
ELC1 130/2/0	2	177.130.00.02	1'075.00	1'290.00
ELC1 140/2/0	2	177.140.00.02	1'213.00	1'455.60
ELC1 150/3/0	3	177.150.00.02	1'258.00	1'509.60
ELC1 150/3/GT/0	3	177.151.00.02	1'258.00	1'509.60

Product details

Cabinet	High quality aluminium profile, white design
Mounting	Surface mounting, maximum installation depth 10 cm
Doors	Hinged doors with soft door closure, robust hinge technology
Mirrors	Out- and inside
Glass shelves	Continuously adjustable, including safety shelf supports
Socket	None
Lighting	None
Protection class	IP44

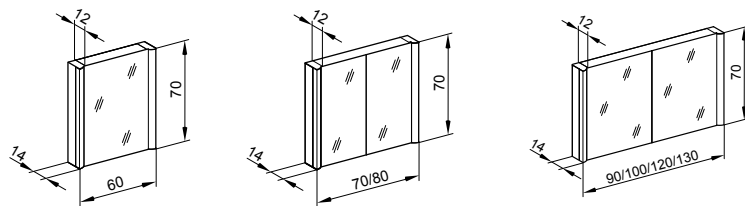
Other features and options

- 1-door models 50/1 and 60/1: Hinge reversible left or right
- 3-doors models, door widths:
150/3: 60/30/60 cm | 150/3/GT: 50/50/50 cm
- Intermediate wall: From the width 120 with 1 intermediate wall
- Accessories: The magnifying mirror Art. No. 139.002.01.00 GBP 25.00 excl. VAT and the door handle TG 5 Art. No. 139.004.01.54 GBP 15.00 excl. VAT can be purchased individually

Adequate installation frame on page 30

Schneider **EASY** Line Superior LED

Mirror cabinet



Description Mirror cabinet	Doors	Lighting (W)	Luminous flux (lm)	Art. No. 4000 K white <input type="checkbox"/>		Art. No. 3000 K white <input type="checkbox"/>			
				Price GBP excl. VAT	Price GBP incl. VAT	Price GBP excl. VAT	Price GBP incl. VAT		
ELS1 60/1/LED	1	2 x 12	3568	175.060.03.02	1'126.00	1'351.20	175.060.03.0201	1'126.00	1'351.20
ELS1 70/2/LED	2	2 x 12	3568	175.070.03.02	1'244.00	1'492.80	175.070.03.0201	1'244.00	1'492.80
ELS1 80/2/LED	2	2 x 12	3568	175.080.03.02	1'289.00	1'546.80	175.080.03.0201	1'289.00	1'546.80
ELS1 90/2/LED	2	2 x 12	3568	175.090.03.02	1'419.00	1'702.80	175.090.03.0201	1'419.00	1'702.80
ELS1 100/2/LED	2	2 x 12	3568	175.100.03.02	1'432.00	1'718.40	175.100.03.0201	1'432.00	1'718.40
ELS1 120/2/LED	2	2 x 12	3568	175.120.03.02	1'587.00	1'904.40	175.120.03.0201	1'587.00	1'904.40
ELS1 130/2/LED	2	2 x 12	3568	175.130.03.02	1'688.00	2'025.60	175.130.03.0201	1'688.00	2'025.60

Product details

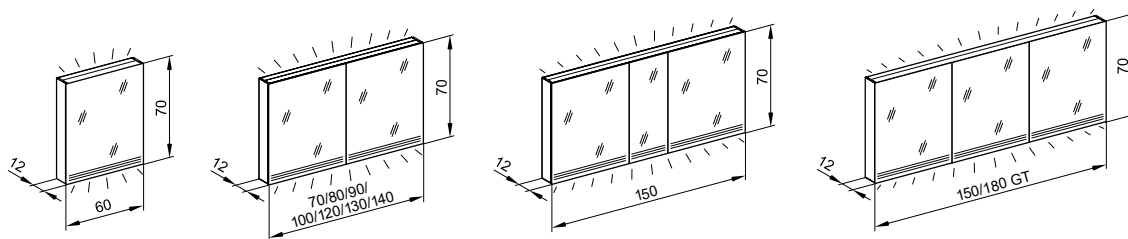
Cabinet	High quality aluminium profile, white design
Mounting	Surface mounting
Doors	Hinged doors with soft door closure, robust hinge technology
Mirrors	Out- and inside
Glass shelves	Continuously adjustable, including safety shelf supports
Sockets	Socket right above , exchangeable to the left
Lighting	Lateral, LED 4000 K or 3000 K, switch inside left above
Protection class	IP44
Energy efficiency	Contains light sources of class D (4000 K), class E (3000 K)

Other features and options

- 1-door model 60/1: Hinge reversible left or right
- Intermediate wall: From the width 90 with 1 intermediate wall
- Accessories: The magnifying mirror Art. No. 139.002.01.00 GBP 25.00 excl. VAT and the door handle TG 5 Art. No. 139.004.01.54 GBP 15.00 excl. VAT can be purchased individually

Schneider **GRACE** Line TW

Mirror cabinet



Description Mirror cabinet	Doors	Lighting (W)	Luminous flux (lm)	Art. No. anodised 	Price GBP		Art. No. black matt 	Price GBP	
					excl. VAT	incl. VAT		excl. VAT	incl. VAT
GRL 60/1/TW/L	1	2 x 10	3018	116.461.03.50	1'255.00	1'506.00	116.461.03.41	1'536.00	1'843.20
GRL 60/1/TW/R	1	2 x 10	3018	116.462.03.50	1'255.00	1'506.00	116.462.03.41	1'536.00	1'843.20
GRL 70/2/TW	2	2 x 12	3568	116.470.03.50	1'412.00	1'694.40	116.470.03.41	1'708.00	2'049.60
GRL 80/2/TW	2	2 x 14	4116	116.480.03.50	1'545.00	1'854.00	116.480.03.41	1'851.00	2'221.20
GRL 90/2/TW	2	2 x 16	4664	116.490.03.50	1'582.00	1'898.40	116.490.03.41	1'901.00	2'281.20
GRL 100/2/TW	2	2 x 17	5214	116.500.03.50	1'707.00	2'048.40	116.500.03.41	2'059.00	2'470.80
GRL 120/2/TW	2	2 x 21	6310	116.520.03.50	1'903.00	2'283.60	116.520.03.41	2'283.00	2'739.60
GRL 130/2/TW	2	2 x 23	6860	116.530.03.50	2'067.00	2'480.40	116.530.03.41	2'448.00	2'937.60
GRL 140/2/TW	2	2 x 25	7408	116.540.03.50	2'386.00	2'863.20	116.540.03.41	2'759.00	3'310.80
GRL 150/3/TW	3	2 x 26	7956	116.550.03.50	2'312.00	2'774.40	116.550.03.41	2'761.00	3'313.20
GRL 150/3/GT/TW	3	2 x 26	7956	116.551.03.50	2'312.00	2'774.40	116.551.03.41	2'761.00	3'313.20
GRL 180/3/GT/TW	3	2 x 32	9602	116.580.03.50	2'553.00	3'063.60	116.580.03.41	3'046.00	3'655.20

Product details

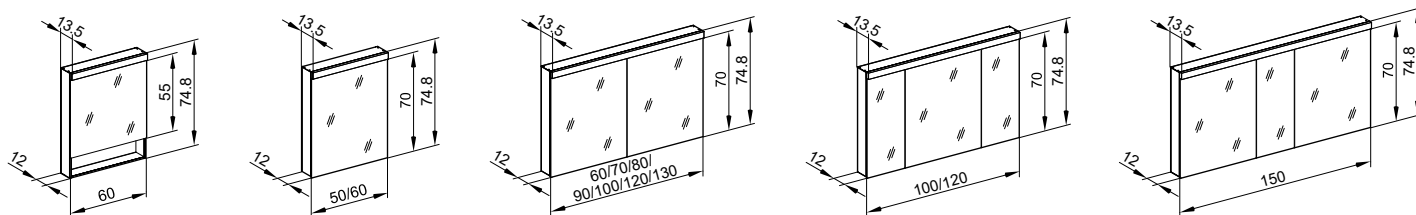
Cabinet	High quality aluminium profile, anodised or black matt design
Mounting	Surface mounting
Doors	Hinged doors with soft door closure, robust hinge technology
Mirrors	Out- and inside with light bands below
Glass shelves	Continuously adjustable, including safety shelf supports
Sockets	Socket right above, exchangeable to the left
Lighting	LED dimmable, lightings above/below switchable individually, continuously adjustable from 2000–6500 K Button for functions inside on the side panel
Accessories	Magnifying mirror
Protection class	IP44
Energy efficiency	Contains light sources of class D

Other features and options

- Designation L/R refers to the door hinge position
- 1-door models 60/1: Hinge left or right (L/R)
- 3-doors models, door widths:
150/3: 60/30/60 cm | 150/3/GT: 50/50/50 cm
180/3/GT: 60/60/60 cm
- Intermediate wall: From the width 100 with 1, respectively 2 intermediate walls
- Models in black matt with mirrored back wall

Schneider **LOW** Line Basic LED 12 cm

Mirror cabinet



Description Mirror cabinet	Doors	Lighting (W)	Luminous flux (lm)	Art. No. 4000 K white <input type="checkbox"/>	Price GBP		Art. No. 3000 K white <input type="checkbox"/>	Price GBP	
					excl. VAT	incl. VAT		excl. VAT	incl. VAT
LOB 60/1/F/LED	1	10	1509	171.265.03.02	785.00	942.00	171.265.03.0201	785.00	942.00
LOB 50/1/LED	1	8	1235	171.250.03.02	778.00	933.60	171.250.03.0201	778.00	933.60
LOB 60/1/LED	1	10	1509	171.260.03.02	778.00	933.60	171.260.03.0201	778.00	933.60
LOB 60/2/LED	2	10	1509	171.261.03.02	857.00	1'028.40	171.261.03.0201	857.00	1'028.40
LOB 70/2/LED	2	12	1784	171.270.03.02	899.00	1'078.80	171.270.03.0201	899.00	1'078.80
LOB 80/2/LED	2	14	2058	171.280.03.02	976.00	1'171.20	171.280.03.0201	976.00	1'171.20
LOB 90/2/LED	2	16	2332	171.290.03.02	1'016.00	1'219.20	171.290.03.0201	1'016.00	1'219.20
LOB 100/2/LED	2	17	2607	171.300.03.02	1'046.00	1'255.20	171.300.03.0201	1'046.00	1'255.20
LOB 120/2/LED	2	21	3155	171.320.03.02	1'235.00	1'482.00	171.320.03.0201	1'235.00	1'482.00
LOB 130/2/LED	2	23	3430	171.330.03.02	1'292.00	1'550.40	171.330.03.0201	1'292.00	1'550.40
LOB 100/3/LED	3	17	2607	171.301.03.02	1'228.00	1'473.60	171.301.03.0201	1'228.00	1'473.60
LOB 120/3/LED	3	21	3155	171.321.03.02	1'333.00	1'599.60	171.321.03.0201	1'333.00	1'599.60
LOB 150/3/LED	3	26	3978	171.350.03.02	1'496.00	1'795.20	171.350.03.0201	1'496.00	1'795.20

Product details

Cabinet	High quality aluminium profile (60/1/F with open shelf below), white design
Mounting	Surface or recessed mounting, maximum installation depth 10 cm
Doors	Hinged doors with soft door closure, robust hinge technology
Mirrors	Out- and inside
Glass shelves	Continuously adjustable, including safety shelf supports
Sockets	Socket right above, exchangeable to the left
Lighting	Above, LED 4000 K or 3000 K, switch left above
Protection class	IP44
Energy efficiency	Contains light sources of class D (4000 K), class E (3000 K)

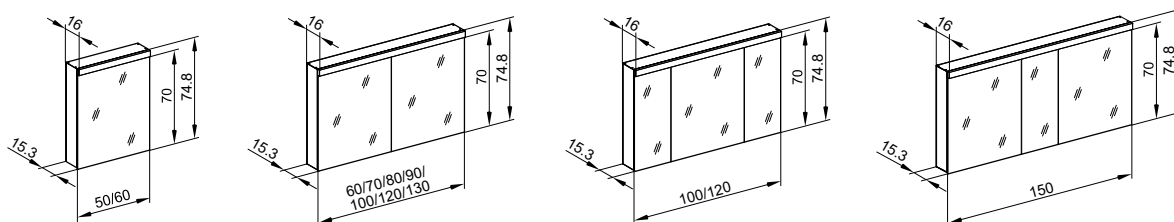
Other features and options

- 1-door models 50/1 and 60/1: Hinge reversible left or right
- Toggle switch top left, changeable to the right
- 3-doors models, door widths:
100/3: 30/40/30 cm | 120/3: 30/60/30 cm | 150/3: 60/30/60 cm
- Intermediate wall: From the width 100/3 with 1 intermediate wall
- Accessories: The magnifying mirror Art. No. 139.002.01.00 GBP 25.00 excl. VAT and the door handle TG 5 Art. No. 139.004.01.54 GBP 15.00 excl. VAT can be purchased individually

Adequate installation frame on page 30

Schneider **LOW** Line Basic LED 15 cm

Mirror cabinet



Description Mirror cabinet	Doors	Lighting (W)	Luminous flux (lm)	Art. No. 4000 K		Price GBP		Art. No. 3000 K			
				white	<input type="checkbox"/>	excl. VAT	incl. VAT	white	<input type="checkbox"/>	excl. VAT	incl. VAT
LOB15 50/1/LED	1	8	1235	171.450.03.02	<input type="checkbox"/>	949.00	1'138.80	171.450.03.0201	<input type="checkbox"/>	949.00	1'138.80
LOB15 60/1/LED	1	10	1509	171.460.03.02	<input type="checkbox"/>	949.00	1'138.80	171.460.03.0201	<input type="checkbox"/>	949.00	1'138.80
LOB15 60/2/LED	2	10	1509	171.461.03.02	<input type="checkbox"/>	1'052.00	1'262.40	171.461.03.0201	<input type="checkbox"/>	1'052.00	1'262.40
LOB15 70/2/LED	2	12	1784	171.470.03.02	<input type="checkbox"/>	1'047.00	1'256.40	171.470.03.0201	<input type="checkbox"/>	1'047.00	1'256.40
LOB15 80/2/LED	2	14	2058	171.480.03.02	<input type="checkbox"/>	1'113.00	1'335.60	171.480.03.0201	<input type="checkbox"/>	1'113.00	1'335.60
LOB15 90/2/LED	2	16	2332	171.490.03.02	<input type="checkbox"/>	1'220.00	1'464.00	171.490.03.0201	<input type="checkbox"/>	1'220.00	1'464.00
LOB15 100/2/LED	2	17	2607	171.500.03.02	<input type="checkbox"/>	1'229.00	1'474.80	171.500.03.0201	<input type="checkbox"/>	1'229.00	1'474.80
LOB15 120/2/LED	2	21	3155	171.520.03.02	<input type="checkbox"/>	1'441.00	1'729.20	171.520.03.0201	<input type="checkbox"/>	1'441.00	1'729.20
LOB15 130/2/LED	2	23	3430	171.530.03.02	<input type="checkbox"/>	1'485.00	1'782.00	171.530.03.0201	<input type="checkbox"/>	1'485.00	1'782.00
LOB15 100/3/LED	3	17	2607	171.501.03.02	<input type="checkbox"/>	1'432.00	1'718.40	171.501.03.0201	<input type="checkbox"/>	1'432.00	1'718.40
LOB15 120/3/LED	3	21	3155	171.521.03.02	<input type="checkbox"/>	1'571.00	1'885.20	171.521.03.0201	<input type="checkbox"/>	1'571.00	1'885.20
LOB15 150/3/LED	3	26	3978	171.550.03.02	<input type="checkbox"/>	1'773.00	2'127.60	171.550.03.0201	<input type="checkbox"/>	1'773.00	2'127.60

Product details

Cabinet	High quality aluminium profile, white design
Mounting	Surface or recessed mounting, maximum installation depth 13 cm
Doors	Hinged doors with soft door closure, robust hinge technology
Mirrors	Out- and inside
Glass shelves	Continuously adjustable, including safety shelf supports
Sockets	Socket right above, exchangeable to the left
Lighting	Above, LED 4000 K or 3000 K, switch left above
Protection class	IP44
Energy efficiency	Contains light sources of class D (4000 K), class E (3000 K)

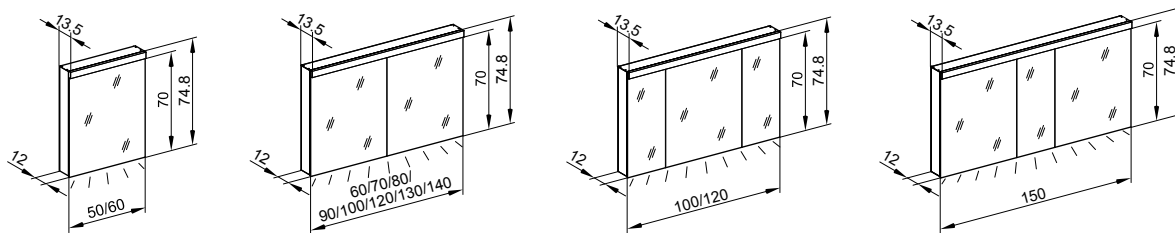
Other features and options

- 1-door models 50/1 and 60/1: Hinge reversible left or right
- Toggle switch top left, changeable to the right
- 3-doors models, door widths: 100/3: 30/40/30 cm | 120/3: 30/60/30 cm | 150/3: 60/30/60 cm
- Intermediate wall: From the width 100/3 with 1 intermediate wall
- Accessories: The magnifying mirror Art. No. 139.002.01.00 GBP 25.00 excl. VAT and the door handle TG 5 Art. No. 139.004.01.54 GBP 15.00 excl. VAT can be purchased individually

Adequate installation frame on page 31

Schneider **LOW** Line Plus LED 12 cm

Mirror cabinet



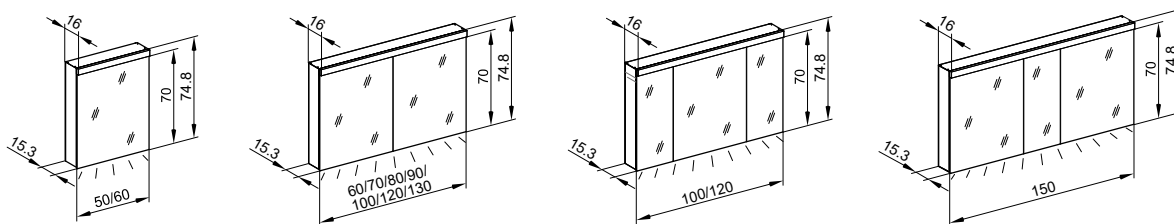
Description Mirror cabinet	Doors	Lighting (W)	Luminous flux (lm)	Art. No. 4000 K white <input type="checkbox"/>		Art. No. 3000 K white <input type="checkbox"/>			
				Price GBP excl. VAT	Price GBP incl. VAT	Price GBP excl. VAT	Price GBP incl. VAT		
LOP 50/1/LED/L	1	2 x 8	2470	172.051.03.02	962.00	1'154.40	172.051.03.0201	962.00	1'154.40
LOP 50/1/LED/R	1	2 x 8	2470	172.052.03.02	962.00	1'154.40	172.052.03.0201	962.00	1'154.40
LOP 60/1/LED/L	1	2 x 10	3018	172.061.03.02	962.00	1'154.40	172.061.03.0201	962.00	1'154.40
LOP 60/1/LED/R	1	2 x 10	3018	172.062.03.02	962.00	1'154.40	172.062.03.0201	962.00	1'154.40
LOP 60/2/LED/L	2	2 x 10	3018	172.063.03.02	1'039.00	1'246.80	172.063.03.0201	1'039.00	1'246.80
LOP 60/2/LED/R	2	2 x 10	3018	172.064.03.02	1'039.00	1'246.80	172.064.03.0201	1'039.00	1'246.80
LOP 70/2/LED	2	2 x 12	3568	172.070.03.02	1'235.00	1'482.00	172.070.03.0201	1'235.00	1'482.00
LOP 80/2/LED	2	2 x 14	4116	172.080.03.02	1'303.00	1'563.60	172.080.03.0201	1'303.00	1'563.60
LOP 90/2/LED	2	2 x 16	4664	172.090.03.02	1'358.00	1'629.60	172.090.03.0201	1'358.00	1'629.60
LOP 100/2/LED	2	2 x 17	5214	172.100.03.02	1'383.00	1'659.60	172.100.03.0201	1'383.00	1'659.60
LOP 120/2/LED	2	2 x 21	6310	172.120.03.02	1'611.00	1'933.20	172.120.03.0201	1'611.00	1'933.20
LOP 130/2/LED	2	2 x 23	6860	172.130.03.02	1'900.00	2'280.00	172.130.03.0201	1'900.00	2'280.00
LOP 140/2/LED	2	2 x 25	7408	172.140.03.02	1'921.00	2'305.20	172.140.03.0201	1'921.00	2'305.20
LOP 100/3/LED	3	2 x 17	5214	172.101.03.02	1'565.00	1'878.00	172.101.03.0201	1'565.00	1'878.00
LOP 120/3/LED	3	2 x 21	6310	172.121.03.02	1'963.00	2'355.60	172.121.03.0201	1'963.00	2'355.60
LOP 150/3/LED	3	2 x 26	7956	172.150.03.02	2'033.00	2'439.60	172.150.03.0201	2'033.00	2'439.60

Product details		Other features and options
Cabinet	High quality aluminium profile, white design	<ul style="list-style-type: none"> - Designation L/R refers to the socket position - 1-door models 50/1 and 60/1: Hinge reversible left or right - 3-doors models, door widths: 100/3: 30/40/30 cm 120/3: 30/60/30 cm 150/3: 60/30/60 cm - Intermediate wall: From the width 100/3 with 1 intermediate wall - Accessories: The magnifying mirror Art. No. 139.002.01.00 GBP 25.00 excl. VAT and the door handle TG 5 Art. No. 139.004.01.54 GBP 15.00 excl. VAT can be purchased individually
Mounting	Surface or recessed mounting, maximum installation depth 8 cm	
Doors	Hinged doors with soft door closure, robust hinge technology	
Mirrors	Out- and inside	
Glass shelves	Continuously adjustable, including safety shelf supports	
Sockets	In models LOP 50–60, a socket is fitted low down on the left or right (L/R); from cabinets of width 70 and upwards, sockets are fitted low down on the left and right side panels. From the 100/3 width sockets are fitted low down on the internal wall	
Lighting	LED 4000 K or 3000 K, dimmable, lightings above / below switchable Button for functions inside on the side panel	
Protection class	IP44	
Energy efficiency	Contains light sources of class D (4000 K), class E (3000 K)	

Adequate installation frame on page 30

Schneider **LOW** Line Plus LED 15 cm

Mirror cabinet



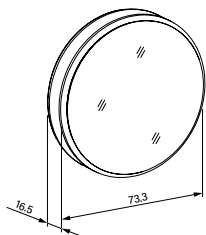
Description Mirror cabinet	Doors	Lighting (W)	Luminous flux (lm)	Art. No. 4000 K		Art. No. 3000 K		Price GBP			
				white	<input type="checkbox"/>	white	<input type="checkbox"/>	excl. VAT	incl. VAT	excl. VAT	incl. VAT
LOP15 50/1/LED/L	1	2 x 8	2470	172.251.03.02	<input type="checkbox"/>	1'125.00	1'350.00	172.251.03.0201	<input type="checkbox"/>	1'125.00	1'350.00
LOP15 50/1/LED/R	1	2 x 8	2470	172.252.03.02	<input type="checkbox"/>	1'125.00	1'350.00	172.252.03.0201	<input type="checkbox"/>	1'125.00	1'350.00
LOP15 60/1/LED/L	1	2 x 10	3018	172.261.03.02	<input type="checkbox"/>	1'125.00	1'350.00	172.261.03.0201	<input type="checkbox"/>	1'125.00	1'350.00
LOP15 60/1/LED/R	1	2 x 10	3018	172.262.03.02	<input type="checkbox"/>	1'125.00	1'350.00	172.262.03.0201	<input type="checkbox"/>	1'125.00	1'350.00
LOP15 60/2/LED/L	2	2 x 10	3018	172.263.03.02	<input type="checkbox"/>	1'227.00	1'472.40	172.263.03.0201	<input type="checkbox"/>	1'227.00	1'472.40
LOP15 60/2/LED/R	2	2 x 10	3018	172.264.03.02	<input type="checkbox"/>	1'227.00	1'472.40	172.264.03.0201	<input type="checkbox"/>	1'227.00	1'472.40
LOP15 70/2/LED	2	2 x 12	3568	172.270.03.02	<input type="checkbox"/>	1'319.00	1'582.80	172.270.03.0201	<input type="checkbox"/>	1'319.00	1'582.80
LOP15 80/2/LED	2	2 x 14	4116	172.280.03.02	<input type="checkbox"/>	1'384.00	1'660.80	172.280.03.0201	<input type="checkbox"/>	1'384.00	1'660.80
LOP15 90/2/LED	2	2 x 16	4664	172.290.03.02	<input type="checkbox"/>	1'468.00	1'761.60	172.290.03.0201	<input type="checkbox"/>	1'468.00	1'761.60
LOP15 100/2/LED	2	2 x 17	5214	172.300.03.02	<input type="checkbox"/>	1'507.00	1'808.40	172.300.03.0201	<input type="checkbox"/>	1'507.00	1'808.40
LOP15 120/2/LED	2	2 x 21	6310	172.320.03.02	<input type="checkbox"/>	1'789.00	2'146.80	172.320.03.0201	<input type="checkbox"/>	1'789.00	2'146.80
LOP15 130/2/LED	2	2 x 23	6860	172.330.03.02	<input type="checkbox"/>	1'831.00	2'197.20	172.330.03.0201	<input type="checkbox"/>	1'831.00	2'197.20
LOP15 100/3/LED	3	2 x 17	5214	172.301.03.02	<input type="checkbox"/>	1'708.00	2'049.60	172.301.03.0201	<input type="checkbox"/>	1'708.00	2'049.60
LOP15 120/3/LED	3	2 x 21	6310	172.321.03.02	<input type="checkbox"/>	1'900.00	2'280.00	172.321.03.0201	<input type="checkbox"/>	1'900.00	2'280.00
LOP15 150/3/LED	3	2 x 26	7956	172.350.03.02	<input type="checkbox"/>	2'068.00	2'481.60	172.350.03.0201	<input type="checkbox"/>	2'068.00	2'481.60

Product details		Other features and options
Cabinet	High quality aluminium profile, white design	<ul style="list-style-type: none"> - Designation L/R refers to the socket position - 1-door models 50/1 and 60/1: Hinge reversible left or right - Toggle switch top left, changeable to the right - 3-doors models, door widths: 100/3: 30/40/30 cm 120/3: 30/60/30 cm 150/3: 60/30/60 cm - Intermediate wall: From the width 100/3 with 1 intermediate wall - Accessories: The magnifying mirror Art. No. 139.002.01.00 GBP 25.00 excl. VAT and the door handle TG 5 Art. No. 139.004.01.54 GBP 15.00 excl. VAT can be purchased individually
Mounting	Surface or recessed mounting, maximum installation depth 11.5 cm	
Doors	Hinged doors with soft door closure, robust hinge technology	
Mirrors	Out- and inside	
Glass shelves	Continuously adjustable, including safety shelf supports	
Sockets	In models LOP15 50-60, a socket is fitted low down on the left or right (L/R); from cabinets of width 70 and upwards, sockets are fitted low down on the left and right side panels. From the 100/3 width sockets are fitted low down on the internal wall.	
Lighting	Above, LED 4000 K or 3000 K, dimmable, lightings above/below switchable individually Button for functions inside on the side panel	
Protection class	IP44	
Energy efficiency	Contains light sources of class D (4000 K), class E (3000 K)	

Adequate installation frame on page 31

Schneider **LUNE D2W**

Mirror cabinet



Description Mirror cabinet	Doors	Lighting (W)	Luminous flux (lm)	Art. No. High-quality stainless steel <input type="checkbox"/>	Price GBP		Art. No. black matt <input type="checkbox"/>	Price GBP	
					excl. VAT	incl. VAT		excl. VAT	incl. VAT
LUN1 73/1/D2W/L	1	64	10373	210.073.03.60	3'755.00	4'506.00	210.073.03.41	3'901.00	4'681.20
LUN1 73/1/D2W/R	1	64	10373	210.074.03.60	3'755.00	4'506.00	210.074.03.41	3'901.00	4'681.20

Product details

Cabinet	High-quality stainless steel, ground stainless steel or black matt design
Mounting	Surface or recessed mounting, installation depth 8.0 cm (with push-button access), installation depth 12.0 cm (without push-button access, with external push-button)
Doors	Panning mirror door, robust hinge technology
Mirrors	Outside and mirrored back wall
Glass shelves	Glass shelf below
Sockets	Socket opposite the door hinge, in the centre console
Lighting	All-round LED illumination, Dim2Warm, 2000–6500 K. Lighting intensity and temperature simultaneously continuously dimmable. Button for functions below.
Protection class	IP44
Energy efficiency	Contains light sources of class C

Other features and options

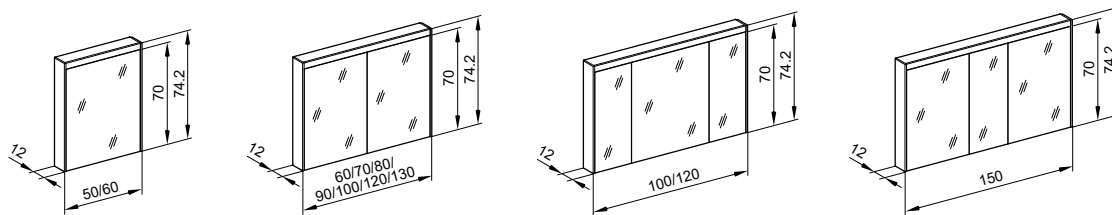
– Designation L/R refers to the door hinge position

Special designs:

– Special colours on request.

Schneider **OBJECT** Line Comfort LED

Mirror cabinet



Description Mirror cabinet	Doors	Lighting (lm)	Luminous flux (lm)	Art. No. 4000 K white <input type="checkbox"/>	Price GBP		Art. No. 3000 K white <input type="checkbox"/>	Price GBP	
					excl. VAT	incl. VAT		excl. VAT	incl. VAT
OLC1 50/1/LED	1	8	1235	204.050.03.02	956.00	1'147.20	204.050.03.0201	956.00	1'147.20
OLC1 60/1/LED	1	10	1509	204.060.03.02	956.00	1'147.20	204.060.03.0201	956.00	1'147.20
OLC1 60/2/LED	2	10	1509	204.061.03.02	1'022.00	1'226.40	204.061.03.0201	1'022.00	1'226.40
OLC1 70/2/LED	2	12	1784	204.070.03.02	1'085.00	1'302.00	204.070.03.0201	1'085.00	1'302.00
OLC1 80/2/LED	2	14	2058	204.080.03.02	1'164.00	1'396.80	204.080.03.0201	1'164.00	1'396.80
OLC1 90/2/LED	2	16	2332	204.090.03.02	1'208.00	1'449.60	204.090.03.0201	1'208.00	1'449.60
OLC1 100/2/LED	2	17	2607	204.100.03.02	1'267.00	1'520.40	204.100.03.0201	1'267.00	1'520.40
OLC1 120/2/LED	2	21	3155	204.120.03.02	1'469.00	1'762.80	204.120.03.0201	1'469.00	1'762.80
OLC1 130/2/LED	2	23	3430	204.130.03.02	1'520.00	1'824.00	204.130.03.0201	1'520.00	1'824.00
OLC1 100/3/LED	3	17	2607	204.101.03.02	1'450.00	1'740.00	204.101.03.0201	1'450.00	1'740.00
OLC1 120/3/LED	3	21	3155	204.121.03.02	1'593.00	1'911.60	204.121.03.0201	1'593.00	1'911.60
OLC1 150/3/LED	3	26	3978	204.150.03.02	1'813.00	2'175.60	204.150.03.0201	1'813.00	2'175.60

Product details

Cabinet	High quality aluminium profile, white design
Mounting	Surface or recessed mounting, maximum installation depth 11 cm
Doors	Hinged doors with soft door closure, robust hinge technology. Recessed mirror doors.
Mirrors	Out- and inside
Glass shelves	Continuously adjustable, including safety shelf supports
Sockets	Socket right above, exchangeable to the left
Lighting	LED 4000 K or 3000 K
Protection class	IP44
Energy efficiency	Contains light sources of class D (4000 K), class E (3000 K)

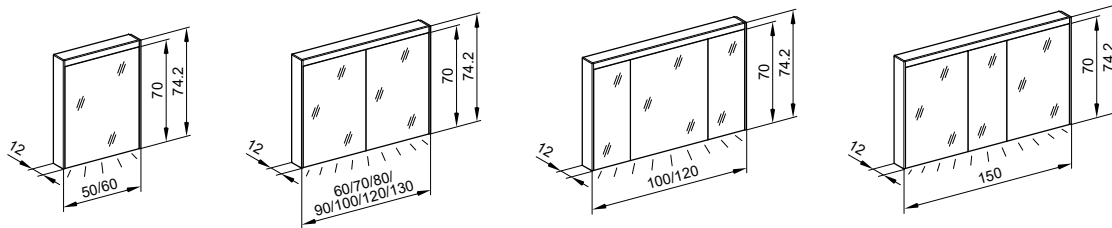
Other features and options

- 1-door models 50/1 and 60/1: Hinge reversible left or right
- Toggle switch top left, changeable to the right
- 3-doors models, door widths:
100/3: 30/40/30 cm | 120/3: 30/60/30 cm | 150/3: 60/30/60 cm
- Intermediate wall: From the width 100/3 with 1 intermediate wall

Adequate installation frame on page 30

Schneider **OBJECT** Line Superior LED

Mirror cabinet



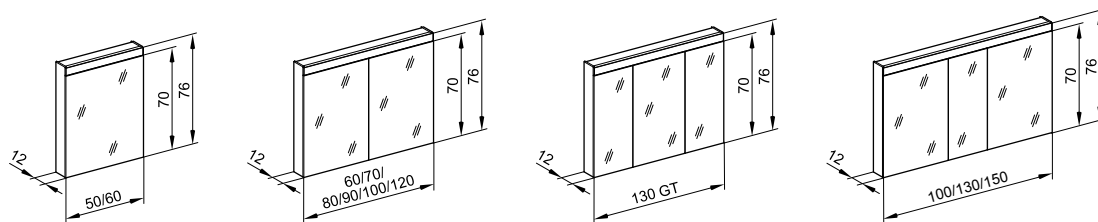
Description Mirror cabinet	Doors	Lighting (lm)	Luminous flux (lm)	Art. No. 4000 K white <input type="checkbox"/>		Art. No. 3000 K white <input type="checkbox"/>			
				Price GBP excl. VAT	Price GBP incl. VAT	Price GBP excl. VAT	Price GBP incl. VAT		
OLS1 50/1/LED/L	1	2 x 8	2470	205.051.03.02	1'140.00	1'368.00	205.051.03.0201	1'140.00	1'368.00
OLS1 50/1/LED/R	1	2 x 8	2470	205.052.03.02	1'140.00	1'368.00	205.052.03.0201	1'140.00	1'368.00
OLS1 60/1/LED/L	1	2 x 10	3018	205.061.03.02	1'140.00	1'368.00	205.061.03.0201	1'140.00	1'368.00
OLS1 60/1/LED/R	1	2 x 10	3018	205.062.03.02	1'140.00	1'368.00	205.062.03.0201	1'140.00	1'368.00
OLS1 60/2/LED/L	2	2 x 10	3018	205.063.03.02	1'203.00	1'443.60	205.063.03.0201	1'203.00	1'443.60
OLS1 60/2/LED/R	2	2 x 10	3018	205.064.03.02	1'207.00	1'448.40	205.064.03.0201	1'207.00	1'448.40
OLS1 70/2/LED	2	2 x 12	3568	205.070.03.02	1'310.00	1'572.00	205.070.03.0201	1'310.00	1'572.00
OLS1 80/2/LED	2	2 x 14	4116	205.080.03.02	1'412.00	1'694.40	205.080.03.0201	1'412.00	1'694.40
OLS1 90/2/LED	2	2 x 16	4664	205.090.03.02	1'457.00	1'748.40	205.090.03.0201	1'457.00	1'748.40
OLS1 100/2/LED	2	2 x 17	5214	205.100.03.02	1'515.00	1'818.00	205.100.03.0201	1'515.00	1'818.00
OLS1 120/2/LED	2	2 x 21	6310	205.120.03.02	1'722.00	2'066.40	205.120.03.0201	1'722.00	2'066.40
OLS1 130/2/LED	2	2 x 23	6860	205.130.03.02	1'771.00	2'125.20	205.130.03.0201	1'771.00	2'125.20
OLS1 100/3/LED	3	2 x 17	5214	205.101.03.02	1'687.00	2'024.40	205.101.03.0201	1'687.00	2'024.40
OLS1 120/3/LED	3	2 x 21	6310	205.121.03.02	1'835.00	2'202.00	205.121.03.0201	1'835.00	2'202.00
OLS1 150/3/LED	3	2 x 26	7956	205.150.03.02	2'042.00	2'450.40	205.150.03.0201	2'042.00	2'450.40

Product details		Other features and options
Cabinet	High quality aluminium profile, white design	<ul style="list-style-type: none"> - Designation L/R refers to the socket position - 1-door models 50/1 and 60/1: Hinge reversible left or right - Toggle switch top left, changeable to the right - 3-doors models, door widths: 100/3: 30/40/30 cm 120/3: 30/60/30 cm 150/3: 60/30/60 cm - Intermediate wall: From the width 100/3 with 1 intermediate wall - Accessories: The magnifying mirror Art. No. 139.002.01.00 GBP 25.00 excl. VAT can be purchased individually
Mounting	Surface or recessed mounting, maximum installation depth 8.8 cm	
Doors	Hinged doors with soft door closure, robust hinge technology. Recessed mirror doors.	
Mirrors	Out- and inside	
Glass shelves	Continuously adjustable, including safety shelf supports	
Sockets	In models OLS1 50-60, a socket is fitted low down on the left or right (L/R); from cabinets of width 70 and upwards, sockets are fitted low down on the left and right side panels. From the 100/3 width sockets are fitted low down on the internal wall	
Lighting	LED 4000 K or 3000 K, dimmable, lightings above/below switchable individually Button for functions inside on the side panel	
Protection class	IP44	
Energy efficiency	Contains light sources of class (4000 K), class E (3000 K)	

Adequate installation frame on page 30

Schneider **PATA** Line LED

Mirror cabinet



Description Mirror cabinet	Doors	Lighting (lm)	Luminous flux (lm)	Art. No. 4000 K white <input type="checkbox"/>	Price GBP		Art. No. 3000 K white <input type="checkbox"/>	Price GBP	
					excl. VAT	incl. VAT		excl. VAT	incl. VAT
PAT 50/1/LED	1	8	1235	161.050.03.02	815.00	978.00	161.050.03.0201	815.00	978.00
PAT 60/1/LED	1	10	1509	161.060.03.02	815.00	978.00	161.060.03.0201	815.00	978.00
PAT 60/2/LED	2	10	1509	161.061.03.02	899.00	1'078.80	161.061.03.0201	899.00	1'078.80
PAT 70/2/LED	2	12	1784	161.070.03.02	932.00	1'118.40	161.070.03.0201	932.00	1'118.40
PAT 80/2/LED	2	14	2058	161.080.03.02	1'100.00	1'320.00	161.080.03.0201	1'100.00	1'320.00
PAT 90/2/LED	2	16	2332	161.090.03.02	1'144.00	1'372.80	161.090.03.0201	1'144.00	1'372.80
PAT 100/2/LED	2	17	2607	161.100.03.02	1'171.00	1'405.20	161.100.03.0201	1'171.00	1'405.20
PAT 120/2/LED	2	21	3155	161.120.03.02	1'275.00	1'530.00	161.120.03.0201	1'275.00	1'530.00
PAT 100/3/LED	3	17	2607	161.101.03.02	1'367.00	1'640.40	161.101.03.0201	1'367.00	1'640.40
PAT 130/3/LED	3	23	3430	161.130.03.02	1'502.00	1'802.40	161.130.03.0201	1'502.00	1'802.40
PAT 130/3/GT/LED	3	23	3430	161.131.03.02	1'502.00	1'802.40	161.131.03.0201	1'502.00	1'802.40
PAT 150/3/LED	3	26	3978	161.150.03.02	1'600.00	1'920.00	161.150.03.0201	1'600.00	1'920.00

Product details

Cabinet	High quality aluminium profile, white design
Mounting	Surface or recessed mounting, maximum installation depth 10 cm
Doors	Hinged doors with soft door closure, robust hinge technology
Mirrors	Out- and inside
Glass shelves	Continuously adjustable, including safety shelf supports
Sockets	Socket right above, exchangeable to the left
Lighting	Above, LED 4000 K or 3000 K, switch inside left above
Accessories	Handles enclosed for self mounting
Protection class	IP44
Energy efficiency	Contains light sources of class D (4000 K), class E (3000 K)

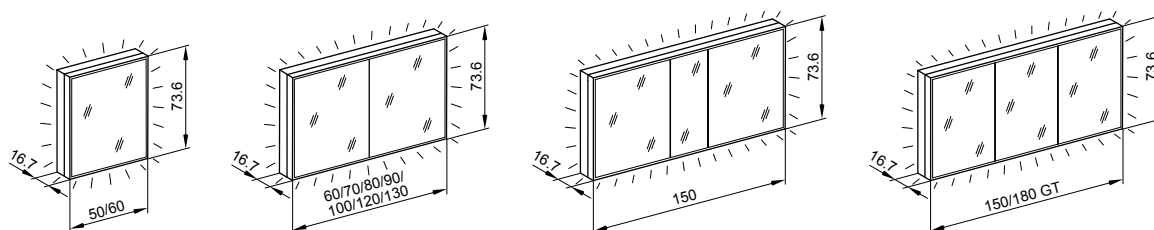
Other features and options

- 1-door models 50/1 and 60/1: Hinge reversible left or right
- 3-doors models, door widths:
100/3: 30/40/30 cm | 130/3/GT: 35/60/35 cm
130/3: 50/30/50 cm | 150/3: 60/30/60 cm
- Intermediate wall: From the width 80 with 1, respectively 2 intermediate walls
- Accessories: The magnifying mirror Art. No. 139.002.01.00 GBP 25.00 excl. VAT can be purchased individually

Adequate installation frame on page 30

Schneider **PREMIUM** Line Superior TW

Mirror cabinet



Description Mirror cabinet	Doors	Lighting (W)	Luminous flux (lm)	Art. No. anodised	Price GBP		Art. No. black matt	Price GBP	
					excl. VAT	incl. VAT		excl. VAT	incl. VAT
PLS1 50/1/TW/L	1	40	6038	181.051.03.50	1'680.00	2'016.00	181.051.03.41	1'946.00	2'335.20
PLS1 50/1/TW/R	1	40	6038	181.052.03.50	1'680.00	2'016.00	181.052.03.41	1'946.00	2'335.20
PLS1 60/1/TW/L	1	44	6586	181.061.03.50	1'767.00	2'120.40	181.061.03.41	2'003.00	2'403.60
PLS1 60/1/TW/R	1	44	6586	181.062.03.50	1'767.00	2'120.40	181.062.03.41	2'003.00	2'403.60
PLS1 60/2/TW/L	2	44	6586	181.063.03.50	1'901.00	2'281.20	181.063.03.41	2'136.00	2'563.20
PLS1 60/2/TW/R	2	44	6586	181.064.03.50	1'901.00	2'281.20	181.064.03.41	2'136.00	2'563.20
PLS1 70/2/TW	2	47	7136	181.070.03.50	1'971.00	2'365.20	181.070.03.41	2'237.00	2'684.40
PLS1 80/2/TW	2	51	7684	181.080.03.50	2'144.00	2'572.80	181.080.03.41	2'415.00	2'898.00
PLS1 90/2/TW	2	55	8232	181.090.03.50	2'314.00	2'776.80	181.090.03.41	2'638.00	3'165.60
PLS1 100/2/TW	2	58	8782	181.100.03.50	2'492.00	2'990.40	181.100.03.41	2'825.00	3'390.00
PLS1 120/2/TW	2	66	9878	181.120.03.50	2'627.00	3'152.40	181.120.03.41	2'992.00	3'590.40
PLS1 130/2/TW	2	69	10428	181.130.03.50	2'751.00	3'301.20	181.130.03.41	3'123.00	3'747.60
PLS1 150/3/TW	3	77	11524	181.150.03.50	3'342.00	4'010.40	181.150.03.41	3'823.00	4'587.60
PLS1 150/3/GT/TW	3	77	11524	181.151.03.50	3'342.00	4'010.40	181.151.03.41	3'823.00	4'587.60
PLS1 180/3/GT/TW	3	88	13170	181.180.03.50	3'525.00	4'230.00	181.180.03.41	3'974.00	4'768.80

Product details

Cabinet	High quality aluminium profile, anodised or black matt design
Mounting	Surface or recessed mounting, maximum installation depth 9 cm
Doors	Hinged doors with soft door closure, robust hinge technology
Mirrors	Out- and inside light-band around the cabinet
Glass shelves	Continuously adjustable, including safety shelf supports
Sockets	In models 50–60, a socket is fitted low down on the left or right (L/R); from cabinets of width 70 and upwards, a socket is fitted low down on the right side panel. From the 90 width socket is fitted low down on the internal wall
Lighting	LED dimmable, all-round LED illumination, continuously adjustable from 2000–6500 K Button for functions inside on the side panel
Accessories	Magnifying mirror
Protection class	IP44
Energy efficiency	Contains light sources of class D

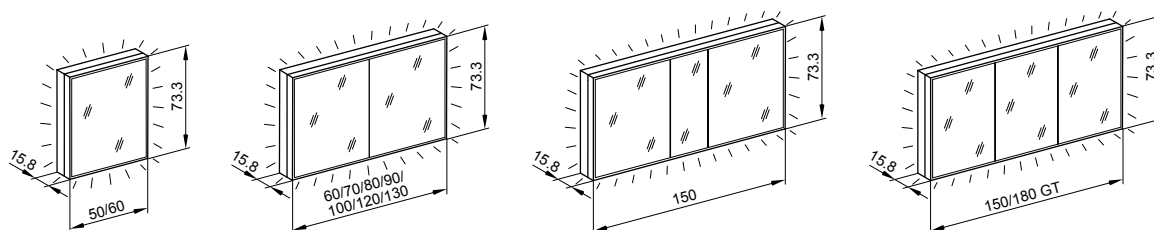
Other features and options

- Designation L/R refers to the socket position
- 1-doors models 50/1 und 60/1: Hinge opposite socket
- 3-doors models, door widths:
150/3: 60/30/60 cm | 150/3/GT: 50/50/50 cm | 180/3/GT: 60/60/60 cm
- Intermediate wall: From the width 90 with 1, respectively 2 intermediate walls
- Models in black matt with mirrored back wall

Adequate installation frame on page 30

Schneider **PREMIUM** Line Ultimate HCL

Mirror cabinet



Description Mirror cabinet	Doors	Lighting (W)	Luminous flux (lm)	Art. No. anodised	Price GBP		Art. No. black matt	Price GBP	
					excl. VAT	incl. VAT		excl. VAT	incl. VAT
PLU1 50/1/HCL/L	1	40	6038	182.051.03.50	1'480.00	1'776.00	182.051.03.41	1'835.00	2'202.00
PLU1 50/1/HCL/R	1	40	6038	182.052.03.50	1'480.00	1'776.00	182.052.03.41	1'835.00	2'202.00
PLU1 60/1/HCL/L	1	44	6586	182.061.03.50	1'495.00	1'794.00	182.061.03.41	1'731.00	2'077.20
PLU1 60/1/HCL/R	1	44	6586	182.062.03.50	1'495.00	1'794.00	182.062.03.41	1'731.00	2'077.20
PLU1 60/2/HCL/L	2	44	6586	182.063.03.50	1'612.00	1'934.40	182.063.03.41	1'861.00	2'233.20
PLU1 60/2/HCL/R	2	44	6586	182.064.03.50	1'612.00	1'934.40	182.064.03.41	1'861.00	2'233.20
PLU1 70/2/HCL	2	47	7136	182.070.03.50	1'673.00	2'007.60	182.070.03.41	1'938.00	2'325.60
PLU1 80/2/HCL	2	51	7684	182.080.03.50	1'795.00	2'154.00	182.080.03.41	2'066.00	2'479.20
PLU1 90/2/HCL	2	55	8232	182.090.03.50	1'957.00	2'348.40	182.090.03.41	2'280.00	2'736.00
PLU1 100/2/HCL	2	58	8782	182.100.03.50	2'046.00	2'455.20	182.100.03.41	2'379.00	2'854.80
PLU1 120/2/HCL	2	66	9878	182.120.03.50	2'135.00	2'562.00	182.120.03.41	2'500.00	3'000.00
PLU1 130/2/HCL	2	69	10428	182.130.03.50	2'237.00	2'684.40	182.130.03.41	2'609.00	3'130.80
PLU1 150/3/HCL	3	77	11524	182.150.03.50	2'680.00	3'216.00	182.150.03.41	3'160.00	3'792.00
PLU1 150/3/GT/HCL	3	77	11524	182.151.03.50	2'680.00	3'216.00	182.151.03.41	3'160.00	3'792.00
PLU1 180/3/GT/HCL	3	88	13170	182.180.03.50	2'795.00	3'354.00	182.180.03.41	3'244.00	3'892.80

Product details

Cabinet	High quality aluminium profile, anodised or black matt design
Mounting	Surface or recessed mounting, maximum installation depth 9 cm
Doors	Hinged doors with soft door closure, robust hinge technology
Mirrors	Out- and inside
Glass shelves	Continuously adjustable, including safety shelf supports
Sockets	In models 50–60, a socket is fitted low down on the left or right (L/R); from cabinets of width 70 and upwards, a socket is fitted low down on the right side panel. From the 90 width socket is fitted low down on the internal wall
Lighting	LED dimmable, all-round LED illumination, continuously adjustable from 2000–6500 K Time of day control system with a button for functions inside on the side panel or via an app
Accessories	Magnifying mirror and handles
Protection class	IP44
Energy efficiency	Contains light sources of class D

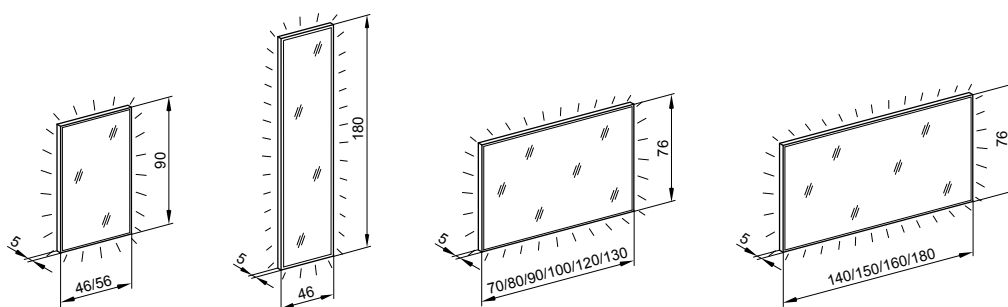
Other features and options

- Designation L/R refers to the socket position
- 1-doors models 50/1 und 60/1: Hinge opposite socket
- 3-doors models, door widths:
150/3: 60/30/60 cm | 150/3/GT: 50/50/50 cm | 180/3/GT: 60/60/60 cm
- Intermediate wall: From the width 90 with 1, respectively 2 intermediate walls
- Models in black matt with mirrored back wall

Adequate installation frame on page 30

Schneider **A-Line** HCL

Illuminated mirror



Description Illuminated mirror	Lighting (W)	Luminous flux (lm)	Art. No. anodised	Price GBP		Description with Soundsystem	Art. No. anodised	Price GBP	
				excl. VAT	incl. VAT			excl. VAT	incl. VAT
A/SP 46/90/HCL	47	7134	166.246.01.50	1'276.00	1'531.20	A/SP 46/90/HCL Sound	166.246.01.5001	1'714.00	2'056.80
A/SP 46/180/HCL	91	13718	166.247.01.50	2'223.00	2'667.60	A/SP 46/180/HCL Sound	166.247.01.5001	2'598.00	3'117.60
A/SP 56/90/HCL	51	7682	166.256.01.50	1'320.00	1'584.00	A/SP 56/90/HCL Sound	166.256.01.5001	1'765.00	2'118.00
A/SP 70/HCL	51	7684	166.270.01.50	1'358.00	1'629.60	A/SP 70/HCL Sound	166.270.01.5001	1'793.00	2'151.60
A/SP 80/HCL	55	8232	166.280.01.50	1'439.00	1'726.80	A/SP 80/HCL Sound	166.280.01.5001	1'879.00	2'254.80
A/SP 90/HCL	58	8780	166.290.01.50	1'509.00	1'810.80	A/SP 90/HCL Sound	166.290.01.5001	1'949.00	2'338.80
A/SP 100/HCL	62	9330	166.300.01.50	1'523.00	1'827.60	A/SP 100/HCL Sound	166.300.01.5001	1'965.00	2'358.00
A/SP 120/HCL	69	10426	166.320.01.50	1'708.00	2'049.60	A/SP 120/HCL Sound	166.320.01.5001	2'147.00	2'576.40
A/SP 130/HCL	73	10976	166.330.01.50	1'755.00	2'106.00	A/SP 130/HCL Sound	166.330.01.5001	2'195.00	2'634.00
A/SP 140/HCL	77	11524	166.340.01.50	1'885.00	2'262.00	A/SP 140/HCL Sound	166.340.01.5001	2'312.00	2'774.40
A/SP 150/HCL	80	12072	166.350.01.50	1'920.00	2'304.00	A/SP 150/HCL Sound	166.350.01.5001	2'370.00	2'844.00
A/SP 160/HCL	84	12622	166.360.01.50	2'039.00	2'446.80	A/SP 160/HCL Sound	166.360.01.5001	2'490.00	2'988.00
A/SP 180/HCL	91	13718	166.380.01.50	2'298.00	2'757.60	A/SP 180/HCL Sound	166.380.01.5001	2'627.00	3'152.40

Description Illuminated mirror	Lighting (W)	Luminous flux (lm)	Art. No. black matt	Price GBP		Description with Soundsystem	Art. No. black matt	Price GBP	
				excl. VAT	incl. VAT			excl. VAT	incl. VAT
A/SP 46/90/HCL	47	7134	166.246.01.41	1'478.00	1'773.60	A/SP 46/90/HCL Sound	166.246.01.4101	1'916.00	2'299.20
A/SP 46/180/HCL	91	13718	166.247.01.41	2'425.00	2'910.00	A/SP 46/180/HCL Sound	166.247.01.4101	2'850.00	3'420.00
A/SP 56/90/HCL	51	7682	166.256.01.41	1'522.00	1'826.40	A/SP 56/90/HCL Sound	166.256.01.4101	1'967.00	2'360.40
A/SP 70/HCL	51	7684	166.270.01.41	1'560.00	1'872.00	A/SP 70/HCL Sound	166.270.01.4101	1'995.00	2'394.00
A/SP 80/HCL	55	8232	166.280.01.41	1'641.00	1'969.20	A/SP 80/HCL Sound	166.280.01.4101	2'081.00	2'497.20
A/SP 90/HCL	58	8780	166.290.01.41	1'711.00	2'053.20	A/SP 90/HCL Sound	166.290.01.4101	2'151.00	2'581.20
A/SP 100/HCL	62	9330	166.300.01.41	1'725.00	2'070.00	A/SP 100/HCL Sound	166.300.01.4101	2'167.00	2'600.40
A/SP 120/HCL	69	10426	166.320.01.41	1'910.00	2'292.00	A/SP 120/HCL Sound	166.320.01.4101	2'349.00	2'818.80
A/SP 130/HCL	73	10976	166.330.01.41	1'957.00	2'348.40	A/SP 130/HCL Sound	166.330.01.4101	2'397.00	2'876.40
A/SP 140/HCL	77	11524	166.340.01.41	2'086.00	2'503.20	A/SP 140/HCL Sound	166.340.01.4101	2'544.00	3'052.80
A/SP 150/HCL	80	12072	166.350.01.41	2'122.00	2'546.40	A/SP 150/HCL Sound	166.350.01.4101	2'572.00	3'086.40
A/SP 160/HCL	84	12622	166.360.01.41	2'241.00	2'689.20	A/SP 160/HCL Sound	166.360.01.4101	2'692.00	3'230.40
A/SP 180/HCL	91	13718	166.380.01.41	2'505.00	3'006.00	A/SP 180/HCL Sound	166.380.01.4101	2'883.00	3'459.60

Product details

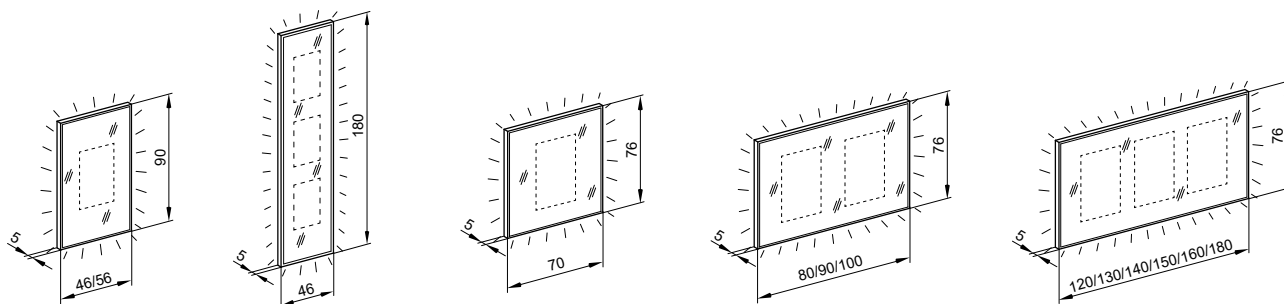
Frame	High quality aluminium profile, anodised or black matt design
Mounting	Surface mounting, frames can be turned by 180° within the mounting, corresponding function switches on the left or right hand side
Mirrors	External mirror, surrounded by lighting strips
Lighting	LED dimmable, all-round LED illumination, continuously adjustable from 2000–6500 K. Time of day control system with a button for functions on the side panel or via an app
Protection class	IP44
Energy efficiency	Contains light sources of class D



Other features and options

– with an invisible sound system (Bluetooth)

Schneider **A-Line** HCL

Illuminated mirror with mirror heating



Illuminated mirror with mirror heating	Lighting (W)	Luminous flux (lm)	Art. No. anodised 	Price GBP		Art. No. black matt 	Price GBP	
				excl. VAT	incl. VAT		excl. VAT	incl. VAT
A/SP 46/90/HCL/SH	47	7134	166.446.01.50	1'332.00	1'598.40	166.446.01.41	1'534.00	1'840.80
A/SP 46/180/HCL/SH	91	13718	166.447.01.50	2'391.00	2'869.20	166.447.01.41	2'593.00	3'111.60
A/SP 56/90/HCL/SH	51	7682	166.456.01.50	1'376.00	1'651.20	166.456.01.41	1'578.00	1'893.60
A/SP 70/HCL/SH	51	7684	166.470.01.50	1'414.00	1'696.80	166.470.01.41	1'616.00	1'939.20
A/SP 80/HCL/SH	55	8232	166.480.01.50	1'551.00	1'861.20	166.480.01.41	1'753.00	2'103.60
A/SP 90/HCL/SH	58	8780	166.490.01.50	1'621.00	1'945.20	166.490.01.41	1'823.00	2'187.60
A/SP 100/HCL/SH	62	9330	166.500.01.50	1'635.00	1'962.00	166.500.01.41	1'837.00	2'204.40
A/SP 120/HCL/SH	69	10426	166.520.01.50	1'876.00	2'251.20	166.520.01.41	2'078.00	2'493.60
A/SP 130/HCL/SH	73	10976	166.530.01.50	1'923.00	2'307.60	166.530.01.41	2'125.00	2'550.00
A/SP 140/HCL/SH	77	11524	166.540.01.50	2'053.00	2'463.60	166.540.01.41	2'254.00	2'704.80
A/SP 150/HCL/SH	80	12072	166.550.01.50	2'088.00	2'505.60	166.550.01.41	2'290.00	2'748.00
A/SP 160/HCL/SH	84	12622	166.560.01.50	2'207.00	2'648.40	166.560.01.41	2'409.00	2'890.80
A/SP 180/HCL/SH	91	13718	166.580.01.50	2'466.00	2'959.20	166.580.01.41	2'673.00	3'207.60

Product details

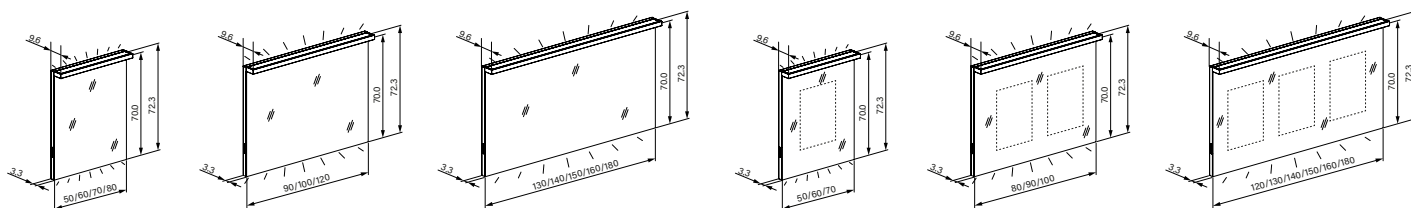
Frame	High quality aluminium profile, anodised or black matt design
Mounting	Surface mounting, frames can be turned by 180° within the mounting, corresponding function switches on the left or right hand side
Mirrors	External mirror, surrounded by lighting strips
Lighting	LED dimmable, all-round LED illumination, continuously adjustable from 2000–6500 K Time of day control system with a button for functions on the side panel or via an app
Protection class	IP44
Energy efficiency	Contains light sources of class D

Other features and options

– Mirror heating can only be switched via an external switch/power supply. The buttons on the side of the mirror only operate the lighting.

Schneider **ADVANCED** Line Ultimate TW

Illuminated mirror optional with mirror heating



Description Illuminated mirror	Lighting (W)	Luminous flux (lm)	Art. No. anodised	Price GBP		Art. No. black matt	Price GBP	
				excl. VAT	incl. VAT		excl. VAT	incl. VAT
ALU1/SP 50/TW	3 x 8	3705	197.050.01.50	1'110.00	1'332.00	197.050.01.41	1'312.00	1'574.40
ALU1/SP 60/TW	3 x 10	4527	197.060.01.50	1'163.00	1'395.60	197.060.01.41	1'365.00	1'638.00
ALU1/SP 70/TW	3 x 12	5352	197.070.01.50	1'209.00	1'450.80	197.070.01.41	1'411.00	1'693.20
ALU1/SP 80/TW	3 x 14	6174	197.080.01.50	1'339.00	1'606.80	197.080.01.41	1'541.00	1'849.20
ALU1/SP 90/TW	3 x 16	6996	197.090.01.50	1'402.00	1'682.40	197.090.01.41	1'604.00	1'924.80
ALU1/SP 100/TW	3 x 17	7821	197.100.01.50	1'462.00	1'754.40	197.100.01.41	1'664.00	1'996.80
ALU1/SP 120/TW	3 x 21	9465	197.120.01.50	1'570.00	1'884.00	197.120.01.41	1'772.00	2'126.40
ALU1/SP 130/TW	3 x 23	10290	197.130.01.50	1'669.00	2'002.80	197.130.01.41	1'871.00	2'245.20
ALU1/SP 140/TW	3 x 25	11112	197.140.01.50	1'731.00	2'077.20	197.140.01.41	1'933.00	2'319.60
ALU1/SP 150/TW	3 x 26	11934	197.150.01.50	1'813.00	2'175.60	197.150.01.41	2'015.00	2'418.00
ALU1/SP 160/TW	3 x 28	12759	197.160.01.50	1'886.00	2'263.20	197.160.01.41	2'088.00	2'505.60
ALU1/SP 180/TW	3 x 32	14403	197.180.01.50	1'973.00	2'367.60	197.180.01.41	2'175.00	2'610.00

Illuminated mirror with mirror heating	Lighting (W)	Luminous flux (lm)	Art. No. anodised	Price GBP		Art. No. black matt	Price GBP	
				excl. VAT	incl. VAT		excl. VAT	incl. VAT
ALU1/SP 50/TW/SH	3 x 8	3705	197.250.01.50	1'166.00	1'399.20	197.250.01.41	1'368.00	1'641.60
ALU1/SP 60/TW/SH	3 x 10	4527	197.260.01.50	1'219.00	1'462.80	197.260.01.41	1'421.00	1'705.20
ALU1/SP 70/TW/SH	3 x 12	5352	197.270.01.50	1'265.00	1'518.00	197.270.01.41	1'467.00	1'760.40
ALU1/SP 80/TW/SH	3 x 14	6174	197.280.01.50	1'451.00	1'741.20	197.280.01.41	1'653.00	1'983.60
ALU1/SP 90/TW/SH	3 x 16	6996	197.290.01.50	1'514.00	1'816.80	197.290.01.41	1'716.00	2'059.20
ALU1/SP 100/TW/SH	3 x 17	7821	197.300.01.50	1'574.00	1'888.80	197.300.01.41	1'776.00	2'131.20
ALU1/SP 120/TW/SH	3 x 21	9465	197.320.01.50	1'738.00	2'085.60	197.320.01.41	1'940.00	2'328.00
ALU1/SP 130/TW/SH	3 x 23	10290	197.330.01.50	1'837.00	2'204.40	197.330.01.41	2'039.00	2'446.80
ALU1/SP 140/TW/SH	3 x 25	11112	197.340.01.50	1'899.00	2'278.80	197.340.01.41	2'101.00	2'521.20
ALU1/SP 150/TW/SH	3 x 26	11934	197.350.01.50	1'981.00	2'377.20	197.350.01.41	2'183.00	2'619.60
ALU1/SP 160/TW/SH	3 x 28	12759	197.360.01.50	2'054.00	2'464.80	197.360.01.41	2'256.00	2'707.20
ALU1/SP 180/TW/SH	3 x 32	14403	197.380.01.50	2'141.00	2'569.20	197.380.01.41	2'343.00	2'811.60

Product details

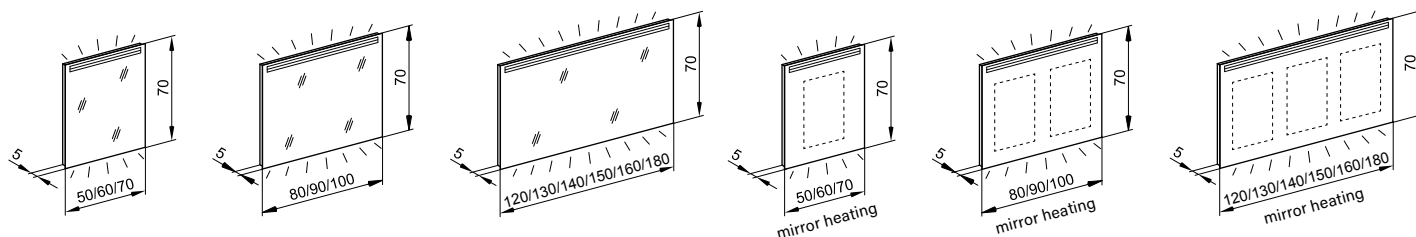
Frame	High quality aluminium profile, anodised or black matt design
Mounting	Surface mounting
Mirrors	External mirror
Lighting	LED dimmable, lightings above/below switchable individually, continuously adjustable from 2000–6500 K Button for functions on the side panel at the left side
Protection class	IP44
Energy efficiency	Contains light sources of class D

Other features and options

– Mirror heating can only be switched via an external switch/power supply.
The buttons on the side of the mirror only operate the lighting.

Schneider **ARANGA** Line LED

Illuminated mirror optional with mirror heating



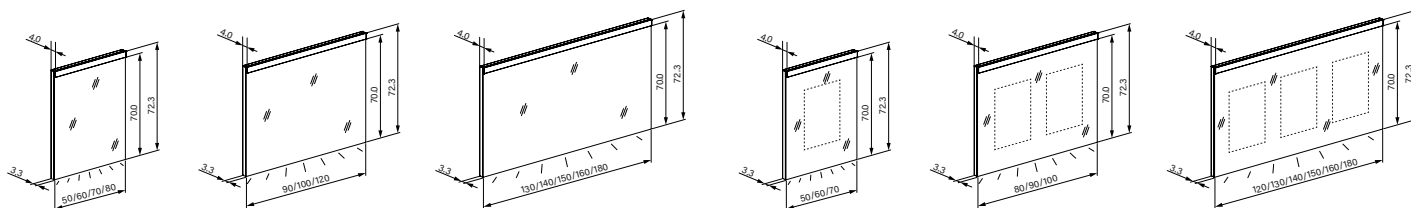
Description Illuminated mirror	Lighting (W)	Luminous flux (lm)	Art. No. white <input type="checkbox"/>	Price GBP	
				excl. VAT	incl. VAT
ARA/SP 50/LED	2 x 8	2470	160.250.01.00	675.00	810.00
ARA/SP 60/LED	2 x 10	3018	160.260.01.00	719.00	862.80
ARA/SP 70/LED	2 x 12	3568	160.270.01.00	856.00	1'027.20
ARA/SP 80/LED	2 x 14	4116	160.280.01.00	869.00	1'042.80
ARA/SP 90/LED	2 x 16	4664	160.290.01.00	927.00	1'112.40
ARA/SP 100/LED	2 x 17	5214	160.300.01.00	981.00	1'177.20
ARA/SP 120/LED	2 x 21	6310	160.320.01.00	1'096.00	1'315.20
ARA/SP 130/LED	2 x 23	6860	160.330.01.00	1'152.00	1'382.40
ARA/SP 140/LED	2 x 25	7408	160.340.01.00	1'301.00	1'561.20
ARA/SP 150/LED	2 x 26	7956	160.350.01.00	1'376.00	1'651.20
ARA/SP 160/LED	2 x 28	8506	160.360.01.00	1'462.00	1'754.40
ARA/SP 180/LED	2 x 32	9602	160.380.01.00	1'523.00	1'827.60

Illuminated mirror with mirror heating	Lighting (W)	Luminous flux (lm)	Art. No. white <input type="checkbox"/>	Price GBP	
				excl. VAT	incl. VAT
ARA/SP 50/LED/SH	2 x 8	2470	160.650.01.00	731.00	877.20
ARA/SP 60/LED/SH	2 x 10	3018	160.660.01.00	775.00	930.00
ARA/SP 70/LED/SH	2 x 12	3568	160.670.01.00	912.00	1'094.40
ARA/SP 80/LED/SH	2 x 14	4116	160.680.01.00	981.00	1'177.20
ARA/SP 90/LED/SH	2 x 16	4664	160.690.01.00	1'039.00	1'246.80
ARA/SP 100/LED/SH	2 x 17	5214	160.700.01.00	1'093.00	1'311.60
ARA/SP 120/LED/SH	2 x 21	6310	160.720.01.00	1'264.00	1'516.80
ARA/SP 130/LED/SH	2 x 23	6860	160.730.01.00	1'320.00	1'584.00
ARA/SP 140/LED/SH	2 x 25	7408	160.740.01.00	1'469.00	1'762.80
ARA/SP 150/LED/SH	2 x 26	7956	160.750.01.00	1'544.00	1'852.80
ARA/SP 160/LED/SH	2 x 28	8506	160.760.01.00	1'630.00	1'956.00
ARA/SP 180/LED/SH	2 x 32	9602	160.780.01.00	1'691.00	2'029.20

Product details	Other features and options
Frame High quality aluminium profile, white design	- Mirror heating can only be switched via an external switch/power supply. Toggle switches on the light mirror only operate the lighting
Mounting Surface mounting, frame can be rotated by 180° during assembly, depending on switches on the left or right side	
Mirrors Outside with light bands above	
Lighting LED 4000 K, below indirect. 3000 K optionally available with expansion code 01, prices remain the same. Depending on assembly, 2 switches on the left or right side. Lightings above/below switchable individually	
Protection class IP44	
Energy efficiency Contains light sources of class D (4000 K), class E (3000 K)	

Schneider **DAILY** Line Comfort LED

Illuminated mirror optional with mirror heating



Description Illuminated mirror	Lighting (W)	Luminous flux (lm)	Art. No. 4000K white <input type="checkbox"/>	Price GBP		Art. No. 3000K white <input type="checkbox"/>	Price GBP	
				excl. VAT	incl. VAT		excl. VAT	incl. VAT
DLC1/SP 50/LED	2 x 8	2470	195.050.01.02	641.00	769.20	195.050.01.0201	641.00	769.20
DLC1/SP 60/LED	2 x 10	3018	195.060.01.02	659.00	790.80	195.060.01.0201	659.00	790.80
DLC1/SP 70/LED	2 x 12	3568	195.070.01.02	707.00	848.40	195.070.01.0201	707.00	848.40
DLC1/SP 80/LED	2 x 14	4116	195.080.01.02	758.00	909.60	195.080.01.0201	758.00	909.60
DLC1/SP 90/LED	2 x 16	4664	195.090.01.02	787.00	944.40	195.090.01.0201	787.00	944.40
DLC1/SP 100/LED	2 x 17	5214	195.100.01.02	825.00	990.00	195.100.01.0201	825.00	990.00
DLC1/SP 120/LED	2 x 21	6310	195.120.01.02	950.00	1'140.00	195.120.01.0201	950.00	1'140.00
DLC1/SP 130/LED	2 x 23	6860	195.130.01.02	1'003.00	1'203.60	195.130.01.0201	1'003.00	1'203.60
DLC1/SP 140/LED	2 x 25	7408	195.140.01.02	1'054.00	1'264.80	195.140.01.0201	1'054.00	1'264.80
DLC1/SP 150/LED	2 x 26	7956	195.150.01.02	1'110.00	1'332.00	195.150.01.0201	1'110.00	1'332.00
DLC1/SP 160/LED	2 x 28	8506	195.160.01.02	1'129.00	1'354.80	195.160.01.0201	1'129.00	1'354.80
DLC1/SP 180/LED	2 x 32	9602	195.180.01.02	1'191.00	1'429.20	195.180.01.0201	1'191.00	1'429.20

Illuminated mirror with mirror heating	Lighting (W)	Luminous flux (lm)	Art. No. 4000K white <input type="checkbox"/>	Price GBP		Art. No. 3000K white <input type="checkbox"/>	Price GBP	
				excl. VAT	incl. VAT		excl. VAT	incl. VAT
DLC1/SP 50/LED/SH	2 x 8	2470	195.250.01.02	697.00	836.40	195.250.01.0201	697.00	836.40
DLC1/SP 60/LED/SH	2 x 10	3018	195.260.01.02	715.00	858.00	195.260.01.0201	715.00	858.00
DLC1/SP 70/LED/SH	2 x 12	3568	195.270.01.02	763.00	915.60	195.270.01.0201	763.00	915.60
DLC1/SP 80/LED/SH	2 x 14	4116	195.280.01.02	870.00	1'044.00	195.280.01.0201	870.00	1'044.00
DLC1/SP 90/LED/SH	2 x 16	4664	195.290.01.02	899.00	1'078.80	195.290.01.0201	899.00	1'078.80
DLC1/SP 100/LED/SH	2 x 17	5214	195.300.01.02	937.00	1'124.40	195.300.01.0201	937.00	1'124.40
DLC1/SP 120/LED/SH	2 x 21	6310	195.320.01.02	1'118.00	1'341.60	195.320.01.0201	1'118.00	1'341.60
DLC1/SP 130/LED/SH	2 x 23	6860	195.330.01.02	1'171.00	1'405.20	195.330.01.0201	1'171.00	1'405.20
DLC1/SP 140/LED/SH	2 x 25	7408	195.340.01.02	1'222.00	1'466.40	195.340.01.0201	1'222.00	1'466.40
DLC1/SP 150/LED/SH	2 x 26	7956	195.350.01.02	1'278.00	1'533.60	195.350.01.0201	1'278.00	1'533.60
DLC1/SP 160/LED/SH	2 x 28	8506	195.360.01.02	1'297.00	1'556.40	195.360.01.0201	1'297.00	1'556.40
DLC1/SP 180/LED/SH	2 x 32	9602	195.380.01.02	1'359.00	1'630.80	195.380.01.0201	1'359.00	1'630.80

Product details

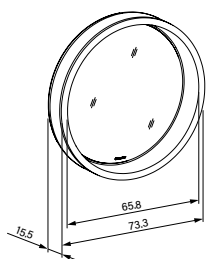
Frame	High quality aluminium profile, white design
Mounting	Surface mounting
Mirrors	External mirror
Lighting	LED 4000 K or 3000 K, below indirect, without switch
Protection class	IP44
Energy efficiency	Contains light sources of class D (4000 K), class E (3000 K)



Other features and options

– Mirror heating can only be switched via an external switch/power supply.

Schneider **LUNE** SP D2W

Illuminated mirror

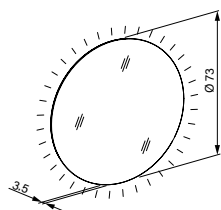


Description Illuminated mirror	Lighting (W)	Luminous flux (lm)	Art. No. High-quality stainless steel 	Price GBP		Art. No. black matt 	Price GBP	
				excl. VAT	incl. VAT		excl. VAT	incl. VAT
LUN1/SP 73/D2W	64	10373	211.073.01.60	2'052.00	2'462.40	211.073.01.41	2'254.00	2'704.80

Product details		Other features and options
Cabinet	High-quality stainless steel, ground stainless steel or black matt design	Special designs: - Special colours on request.
Mounting	Surface or recessed mounting, installation depth 8.0 cm (with push-button access), installation depth 12.0 cm (without push-button access, with external push-button)	
Mirrors	Outside	
Lighting	All-round LED illumination, Dim2Warm, 2000–6500 K. Lighting intensity and temperature simultaneously continuously dimmable. Button for functions below.	
Protection class	IP44	
Energy efficiency	Contains light sources of class C	

Schneider **STYLE** Line Comfort LED

Illuminated mirror



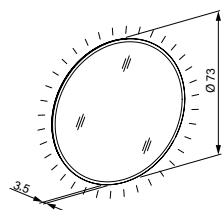
Description Illuminated mirror	Lighting (W)	Luminous flux (lm)	Art. No. white <input type="checkbox"/>	Price GBP	
				excl. VAT	incl. VAT
SLC1/SP 73/LED 4000K	35	3600	196.073.00.00	726.00	871.20
SLC1/SP 73/LED 3000K	35	3600	196.073.00.0001	726.00	871.20

Product details

Frame	High quality plastic luminaire cover, white
Mounting	Surface mounting
Mirrors	External mirror
Lighting	LED 4000 K or 3000 K, all-round indirect illumination, without switch
Protection class	IP44
Energy efficiency	Contains light sources of class D

Schneider **STYLE** Line Superior LED

Illuminated mirror



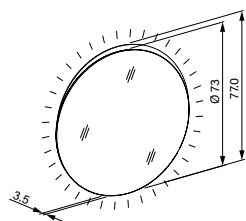
Description Illuminated mirror	Lighting (W)	Luminous flux (lm)	Art. No. white <input type="checkbox"/>	Price GBP	
				excl. VAT	incl. VAT
SLS1/SP 73/LED 4000K	35	3600	200.073.00.00	881.00	1'057.20
SLS1/SP 73/LED 3000K	35	3600	200.073.00.0001	881.00	1'057.20

Product details

Frame	High quality plastic luminaire cover, white
Mounting	Surface mounting
Mirrors	External mirror
Lighting	LED 4000 K or 3000 K, all-round direct and indirect illumination, without switch
Protection class	IP44
Energy efficiency	Contains light sources of class D

Schneider **STYLE** Line Ultimate LED

Illuminated mirror



Description Illuminated mirror	Lighting (W)	Luminous flux (lm)	Art. No. white <input type="checkbox"/>	Price GBP	
				excl. VAT	incl. VAT
SLU1/SP 73/LED 4000K	35	3600	201.073.00.00	1'271.00	1'525.20
SLU1/SP 73/LED 3000K	35	3600	201.073.00.0001	1'271.00	1'525.20

Product details

Frame	High quality plastic luminaire cover, white
Mounting	Surface mounting
Mirrors	External mirror
Lighting	LED 4000 K or 3000 K, all-round indirect illumination, without switch, push-mechanism allows for direct illumination on top
Protection class	IP44
Energy efficiency	Contains light sources of class D

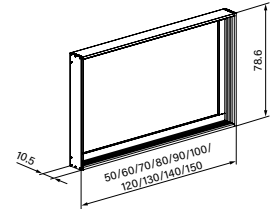
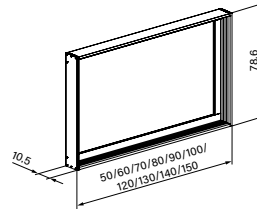
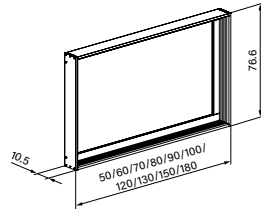
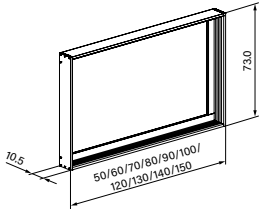
Installation frame Universal

Schneider **EASY** Line Comfort
Schneider **ADVANCED** Line Comfort
Schneider **ARANGA** Line

Schneider **PREMIUM** Line Superior
Schneider **PREMIUM** Line Ultimate

Schneider **LOW** Line Basic 12 cm
Schneider **LOW** Line Plus 12 cm
Schneider **DAILY** Line Ultimate
Schneider **Object** Line Comfort
Schneider **Object** Line Superior

Schneider **PATA** Line



Schneider **EASY** Line Comfort, Schneider **ADVANCED** Line Comfort,
Schneider **ARANGA** Line

Schneider **PREMIUM** Line Superior, Schneider **PREMIUM** Line Ultimate

Description	Art. No.	Price GBP	
		excl. VAT	incl. VAT
Installation frame E695, 50 cm	185.050.00.00	471.00	565.20
Installation frame E695, 60 cm	185.060.00.00	483.00	579.60
Installation frame E695, 70 cm	185.070.00.00	501.00	601.20
Installation frame E695, 80 cm	185.080.00.00	509.00	610.80
Installation frame E695, 90 cm	185.090.00.00	534.00	640.80
Installation frame E695, 100 cm	185.100.00.00	536.00	643.20
Installation frame E695, 120 cm	185.120.00.00	565.00	678.00
Installation frame E695, 130 cm	185.130.00.00	577.00	692.40
Installation frame E695, 140 cm	185.140.00.00	605.00	726.00
Installation frame E695, 150 cm	185.150.00.00	614.00	736.80
Installation frame E695, 180 cm	185.180.00.00	643.00	771.60

Description	Art. No.	Price GBP	
		excl. VAT	incl. VAT
Installation frame E731, 50 cm	185.450.00.00	471.00	565.20
Installation frame E731, 60 cm	185.460.00.00	483.00	579.60
Installation frame E731, 70 cm	185.470.00.00	501.00	601.20
Installation frame E731, 80 cm	185.480.00.00	509.00	610.80
Installation frame E731, 90 cm	185.490.00.00	534.00	640.80
Installation frame E731, 100 cm	185.500.00.00	536.00	643.20
Installation frame E731, 120 cm	185.520.00.00	565.00	678.00
Installation frame E731, 130 cm	185.530.00.00	577.00	692.40
Installation frame E731, 140 cm	185.540.00.00	605.00	726.00
Installation frame E731, 150 cm	185.550.00.00	614.00	736.80
Installation frame E731, 180 cm	185.580.00.00	643.00	771.60

Schneider **LOW** Line Basic 12 cm, Schneider **LOW** Line Plus 12 cm,
Schneider **DAILY** Line Ultimate, Schneider **Object** Line Comfort,
Schneider **Object** Line Superior

Schneider **PATA** Line

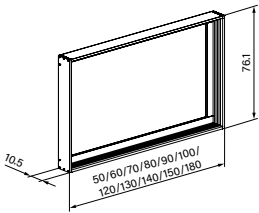
Description	Art. No.	Price GBP	
		excl. VAT	incl. VAT
Installation frame E742, 50 cm	185.650.00.00	471.00	565.20
Installation frame E742, 60 cm	185.660.00.00	483.00	579.60
Installation frame E742, 70 cm	185.670.00.00	501.00	601.20
Installation frame E742, 80 cm	185.680.00.00	509.00	610.80
Installation frame E742, 90 cm	185.690.00.00	534.00	640.80
Installation frame E742, 100 cm	185.700.00.00	536.00	643.20
Installation frame E742, 120 cm	185.720.00.00	565.00	678.00
Installation frame E742, 130 cm	185.730.00.00	577.00	692.40
Installation frame E742, 140 cm	185.740.00.00	605.00	726.00
Installation frame E742, 150 cm	185.750.00.00	614.00	736.80
Installation frame E742, 180 cm	185.780.00.00	643.00	771.60

Description	Art. No.	Price GBP	
		excl. VAT	incl. VAT
Installation frame E751, 50 cm	185.850.00.00	471.00	565.20
Installation frame E751, 60 cm	185.860.00.00	483.00	579.60
Installation frame E751, 70 cm	185.870.00.00	501.00	601.20
Installation frame E751, 80 cm	185.880.00.00	509.00	610.80
Installation frame E751, 90 cm	185.890.00.00	534.00	640.80
Installation frame E751, 100 cm	185.900.00.00	536.00	643.20
Installation frame E751, 120 cm	185.920.00.00	565.00	678.00
Installation frame E751, 130 cm	185.930.00.00	577.00	692.40
Installation frame E751, 140 cm	185.940.00.00	605.00	726.00
Installation frame E751, 150 cm	185.950.00.00	614.00	736.80
Installation frame E751, 180 cm	185.980.00.00	643.00	771.60

Product details

Installation frame High quality aluminium

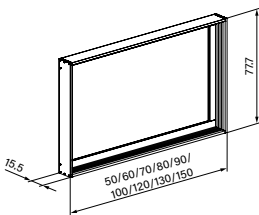
Installation frame Universal



Schneider **ADVANCED** Line Ultimate

Description	Art. No.	Price GBP	
		excl. VAT	incl. VAT
Installation frame E726, 50cm	185.250.00.00	471.00	565.20
Installation frame E726, 60cm	185.260.00.00	483.00	579.60
Installation frame E726, 70cm	185.270.00.00	501.00	601.20
Installation frame E726, 80cm	185.280.00.00	509.00	610.80
Installation frame E726, 90cm	185.290.00.00	534.00	640.80
Installation frame E726, 100cm	185.300.00.00	536.00	643.20

Description	Art. No.	Price GBP	
		excl. VAT	incl. VAT
Installation frame E726, 120cm	185.320.00.00	565.00	678.00
Installation frame E726, 130cm	185.330.00.00	577.00	692.40
Installation frame E726, 140cm	185.340.00.00	605.00	726.00
Installation frame E726, 150cm	185.350.00.00	614.00	736.80
Installation frame E726, 180cm	185.380.00.00	636.00	763.20



Schneider **LOW** Line Basic 15 cm, Schneider **LOW** Line Plus 15 cm

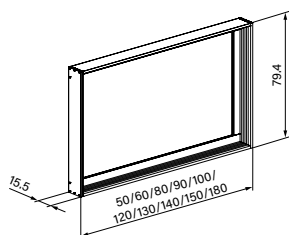
Description	Art. No.	Price GBP	
		excl. VAT	incl. VAT
Installation frame E742-15, 50cm	199.250.00.00	558.00	669.60
Installation frame E742-15, 60cm	199.260.00.00	579.00	694.80
Installation frame E742-15, 70cm	199.270.00.00	614.00	736.80
Installation frame E742-15, 80cm	199.280.00.00	627.00	752.40
Installation frame E742-15, 90cm	199.290.00.00	642.00	770.40
Installation frame E742-15, 100cm	199.300.00.00	685.00	822.00
Installation frame E742-15, 120cm	199.320.00.00	698.00	837.60
Installation frame E742-15, 130cm	199.330.00.00	713.00	855.60
Installation frame E742-15, 150cm	199.350.00.00	731.00	877.20

Product details

Installation frame	High quality aluminium
---------------------------	------------------------

Installation frame and Box

Schneider **ADVANCED** Line Superior HCL



Description	Art. No.	Price GBP	
		excl. VAT	incl. VAT
Installation frame, 50 cm	180.650.00.00	558.00	669.60
Installation frame, 60 cm	180.660.00.00	579.00	694.80
Installation frame, 80 cm	180.680.00.00	614.00	736.80
Installation frame, 90 cm	180.690.00.00	627.00	752.40
Installation frame, 100 cm	180.700.00.00	642.00	770.40
Installation frame, 120 cm	180.720.00.00	685.00	822.00
Installation frame, 130 cm	180.730.00.00	698.00	837.60
Installation frame, 140 cm	180.740.00.00	713.00	855.60
Installation frame, 150 cm	180.750.00.00	731.00	877.20
Installation frame, 180 cm	180.780.00.00	778.00	933.60

Description	Art. No.	Price GBP	
		excl. VAT	incl. VAT
Installation box, 50 cm	180.850.00.00	1'041.00	1'249.20
Installation box, 60 cm	180.860.00.00	1'005.00	1'206.00
Installation box, 80 cm	180.880.00.00	1'081.00	1'297.20
Installation box, 90 cm	180.890.00.00	1'085.00	1'302.00
Installation box, 100 cm	180.900.00.00	1'102.00	1'322.40
Installation box, 120 cm	180.920.00.00	1'030.00	1'236.00
Installation box, 130 cm	180.930.00.00	1'145.00	1'374.00
Installation box, 140 cm	180.940.00.00	1'155.00	1'386.00
Installation box, 150 cm	180.950.00.00	1'169.00	1'402.80
Installation box, 180 cm	180.980.00.00	1'205.00	1'446.00

Product details

Installation frame	High quality aluminium
Installation box	Fermacell

Detailed features



Dimmable

Mirror cabinet with adjustable light brightness.



Tunable White

Adjustable light colour – from warm candlelight to cold make-up light.



Dim2Warm

Automatically adjusts the brightness to the most pleasant atmosphere.



Human Centric Lighting

Adaptable lighting – from minimal lighting for orienting at night to make-up lighting in the morning.



3000 K

Pleasantly warm, white light ideal for everyday bathroom lighting.



4000 K

Cool, white light ideal for brightly lighting your bathroom and face.



Indirect light

Glare-free light radiates upwards or downwards.



Direct light

Direct light shines on the beholder and illuminates the face.



App

Change the light colour and brightness for each time of day via app.



Continuously adjustable glass shelves

The beloved Schneider system featuring continuously adjustable glass shelves.



Mirror heating

Prevents fogging up caused by steam.



Hi-fi sound system

Bluetooth sound system can be connected to your smartphone.



Sustainability

All cabinets are made of 100% recyclable aluminium.*



CNS

High-quality stainless steel.



Recessed mounting

The mirror cabinet can be installed in the wall for less protrusion.



Installation frame

INSTALLATION FRAME universal for flush mounting.

 **swissmade**

* 100% of our aluminium profiles are based on recycled aluminium. This has a used material content of approx. 80%.

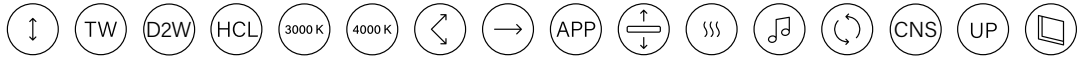
Additional information

The products comply with applicable standards and guidelines. Recommended retail prices in GBP, excl. VAT. Valid from 1st January 2024. Packing material is included in the price.

More details can be found in the Schneider masterfolders, assembling instructions or on the website www.wschneider.com. Price and model modifications may be subject to change without prior notice. We cannot be held responsible for errors and omissions in this price list. Some product lines only available through selected retail partners.



Product overview



Schneider mirror cabinets															Pages	
LUNE D2W	●		●				●	●	●					●	●	15
ADVANCED Line Ultimate TW	●	●					●	●		●			●		●	05
ADVANCED Line Superior HCL	●	●		●				●	●	●			●		●	04
ADVANCED Line Comfort TW	●	●					●			●			●		●	03
PREMIUM Line Ultimate HCL	●	●		●			●	●	●	●			●		●	20
PREMIUM Line Superior TW	●	●					●	●		●			●		●	19
ARANGA Line TW	●	●					●	●		●			●		●	06
GRACE Line TW	●	●					●	●		●			●			10
DAILY Line Ultimate TW	●	●					●	●		●			●		●	07
LOW Line Plus LED	●				●	●	●	●		●			●		●	13/14
LOW Line Basic LED					●	●		●		●			●		●	11/12
OBJECT Line Superior LED	●				●	●	●	●		●			●		●	17
OBJECT Line Comfort LED					●	●		●		●			●		●	16
EASY Line Superior LED					●	●		●		●			●			09
EASY Line Comfort										●			●		●	08
PATA Line LED					●	●		●		●			●		●	18

Schneider illuminated mirrors															Pages	
LUNE SP D2W	●		●				●	●	●					●	●	26
STYLE Line Ultimate LED					●	●	●	●								29
STYLE Line Superior LED					●	●	●	●								28
STYLE Line Comfort LED					●	●	●									27
ADVANCED Line Ultimate TW	●	●					●	●			●		●			23
A-LINE HCL	●	●		●			●	●	●		●	●	●			21/22
ARANGA Line LED					●	●	●	●			●		●			24
DAILY Line Comfort LED					●	●	●	●			●		●			25

schneider

Schneider Mirrors Limited
Innovation Centre
Gallows Hill
Warwick
CV34 6UW
Phone: +44 1926 217860
info.uk@wschneider.com

