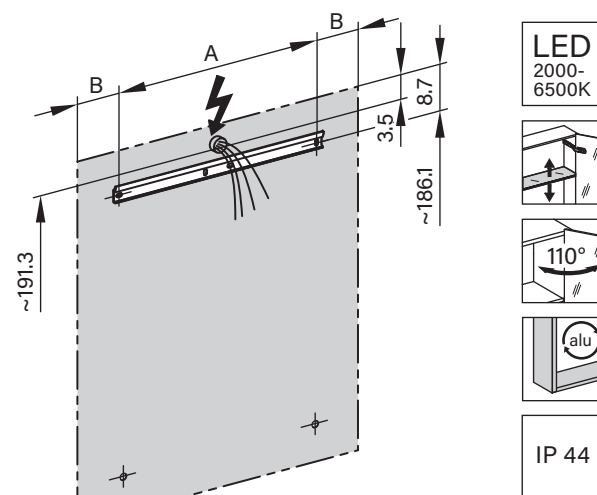


DLU1/TW	A	B	DLU1/TW	A	B
50..	35	7.25	100..	65	17.25
60..	35	12.25	120..	95	12.25
70..	55	7.5	130..	95	17.25
80..	55	12.25	140..	125	7.25
90..	65	12.25	150..	125	12.5

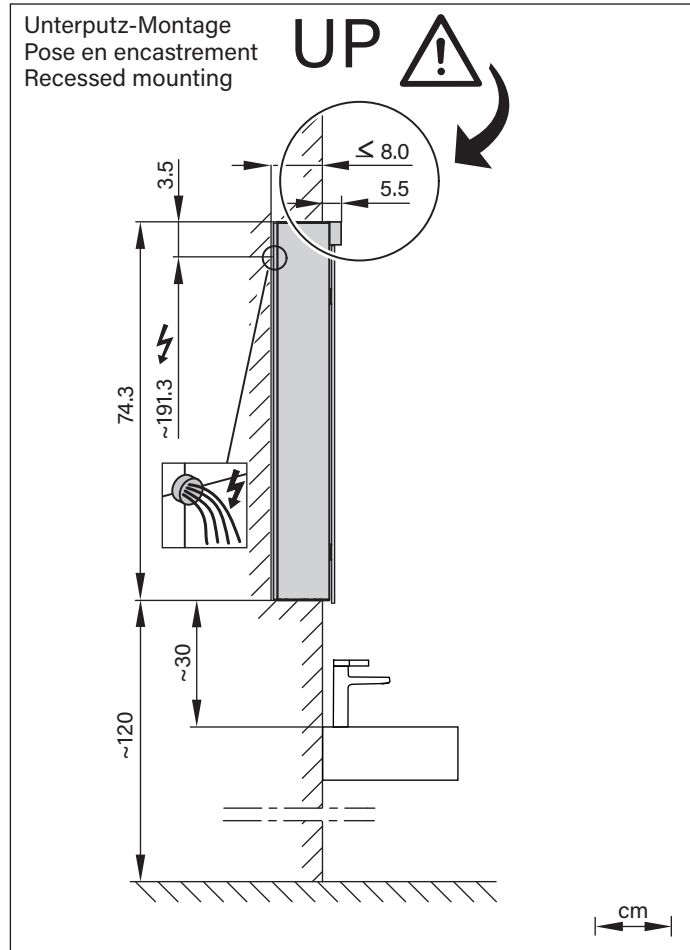


LED
2000-
6500K

110°

alu

IP 44

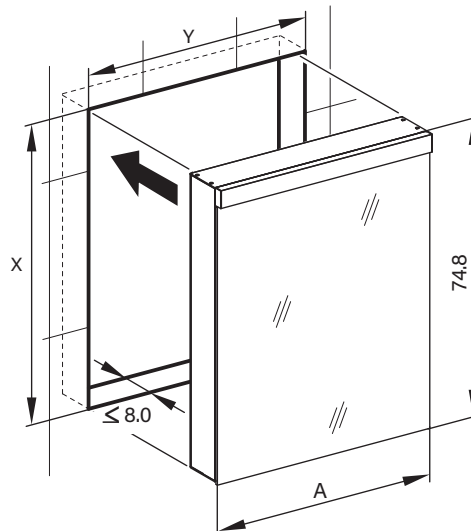


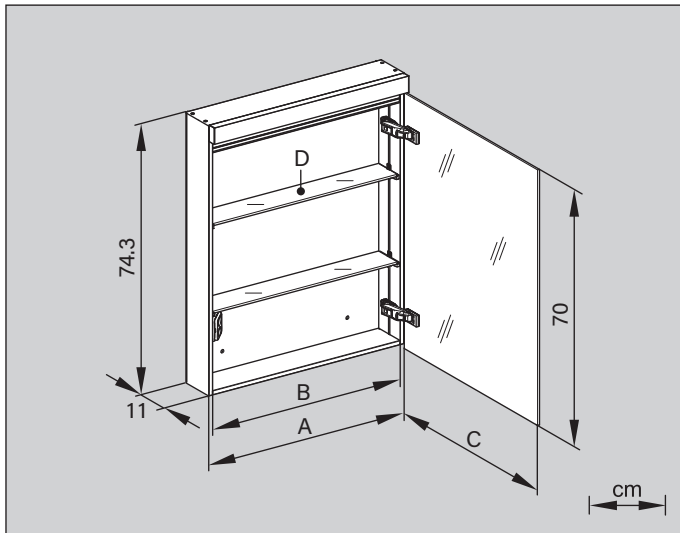
UP-Montage: Nischengröße X x Y und Befestigung Spiegelschrank sind bauseits zu bestimmen.




Montage encastré: la taille de la niche X x Y et la fixation de l'armoire-miroir doivent être déterminées par le client.

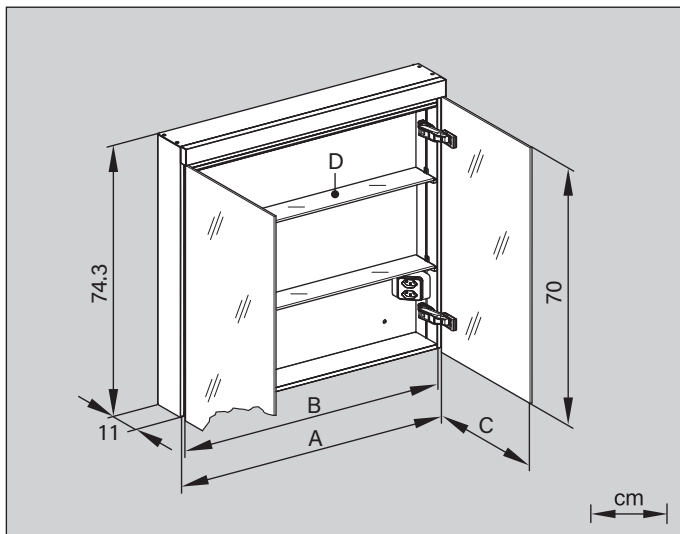
Flush mounting: the recess dimensions X by Y and the fixing system for the mirrored cabinet will need to be determined on site.


DLU1/TW	A	DLU1/TW	A
50..	49.5	100..	99.5
60..	59.5	120..	119.5
70..	69.5	130..	129.5
80..	79.5	140..	139.5
90..	89.5	150..	149.5

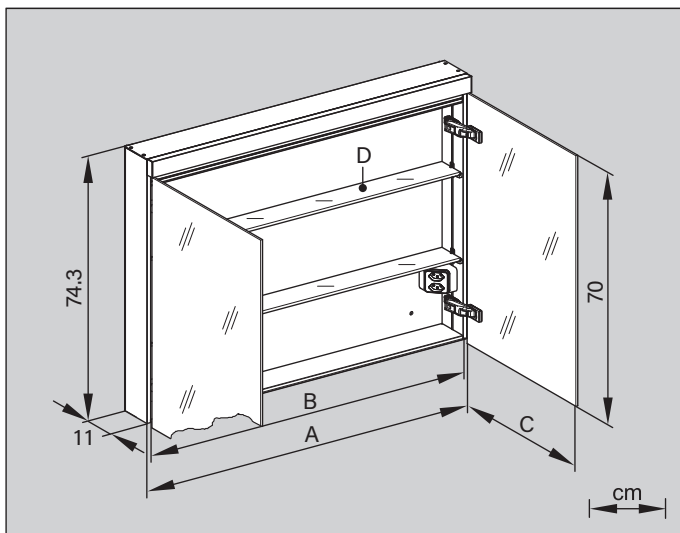





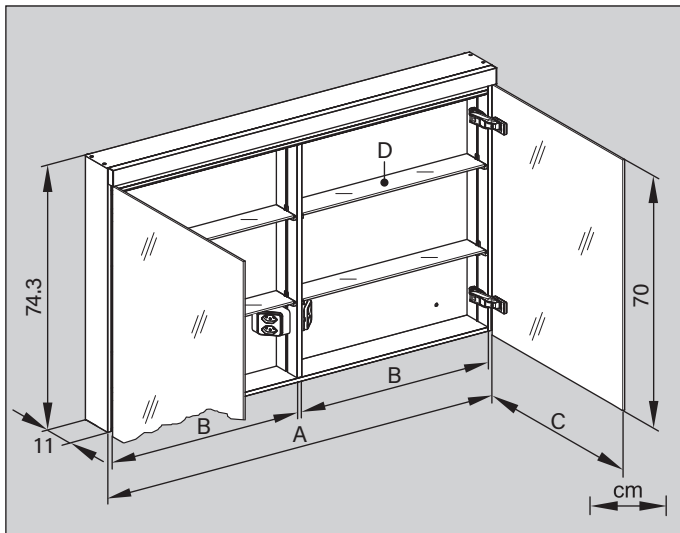
	178.051; 052	178.061; 062
	DLU150/1/TW/L; /R	DLU160/1/TW/L; /R
	2 x 11W/1262 lm	2 x 13W/1542 lm
A	49.5	59.5
B	47.1	57.1
C	50 (1x)	60 (1x)
D	8.4 x 46.4 (2x)	8.4 x 56.4 (2x)
		




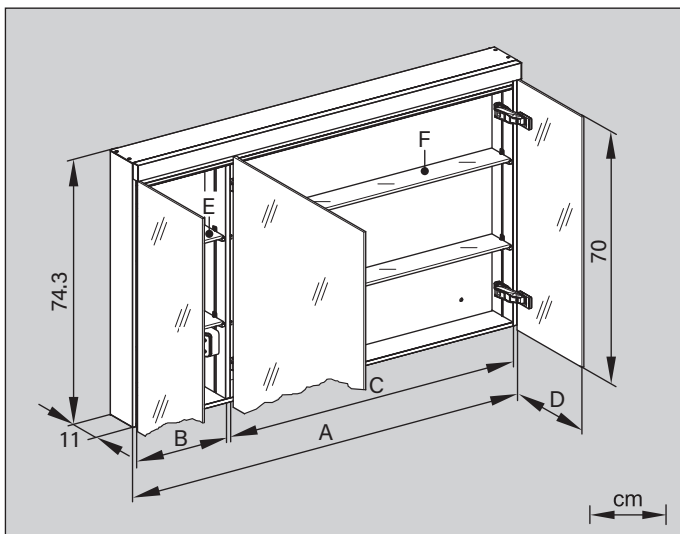
	178.063; 064	178.070	178.080
	DLU160/2/TW/L; /R	DLU170/2/TW	DLU180/2/TW
	2 x 13W/1542 lm	2 x 15W/1832 lm	2 x 18W/2103 lm
A	59.5	69.5	79.5
B	57.1	67.1	77.1
C	30 (2x)	35 (2x)	40 (2x)
D	8.4 x 56.4 (2x)	8.4 x 66.4 (2x)	8.4 x 76.4 (2x)






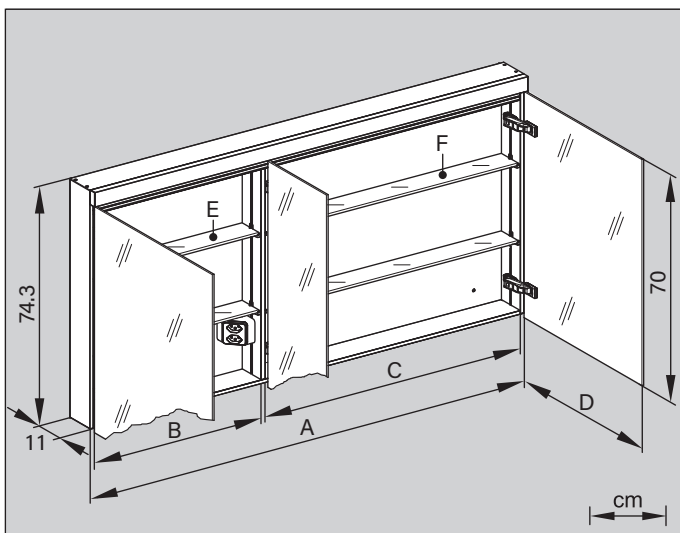
	178.090	178.100
	DLU190/2/TW	DLU1100/2/TW
	2 x 20W/2383 lm	2 x 22W/2664 lm
A	89.5	99.5
B	87.1	97.1
C	45 (2x)	50 (2x)
D	8.4 x 86.4 (2x)	8.4 x 96.4 (2x)





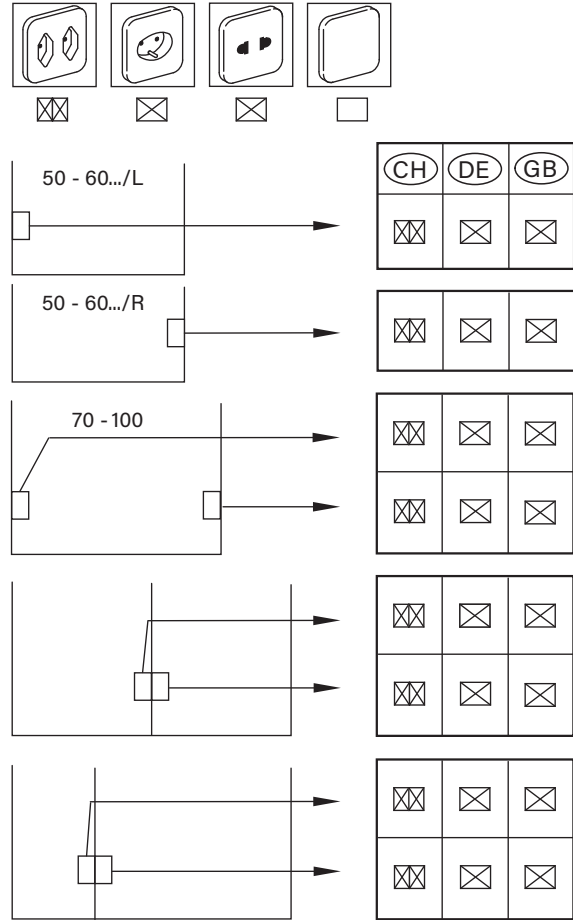
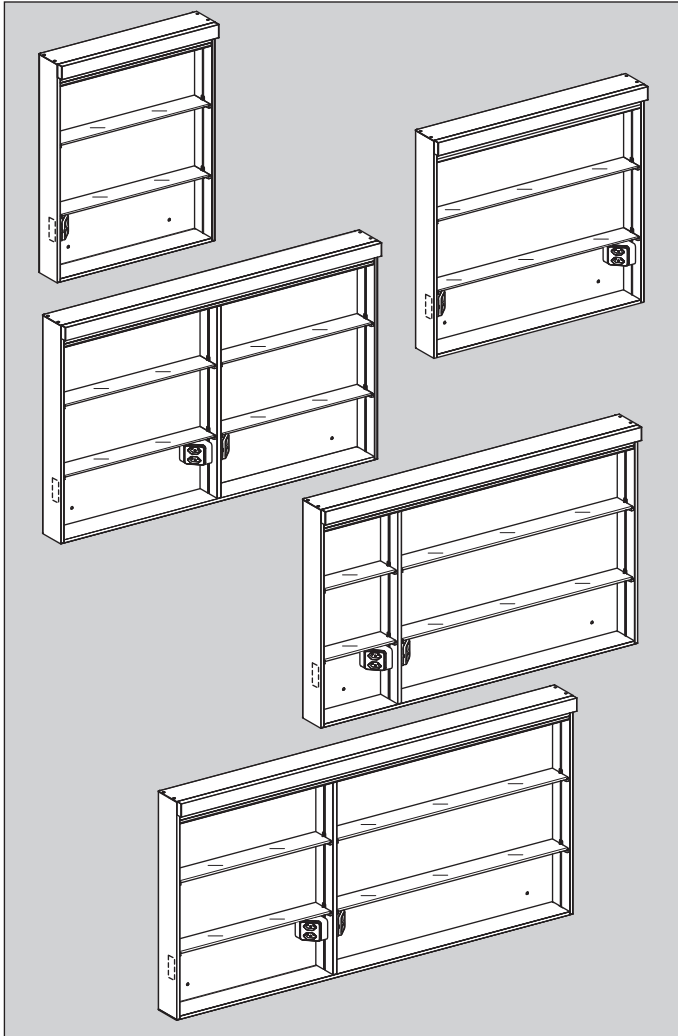
	178.120	178.130	178.140
	DLU1 120/2/TW	DLU1 130/2/TW	DLU1 140/2/TW
 LED	2 x 27W/3225 lm	2 x 30W/3505 lm	2 x 32W/3785 lm
A	119.5	129.5	139.5
B	57.8	62.8	67.8
C	60 (2x)	65 (2x)	70 (2x)
D	8.4 x 57.1 (4x)	8.4 x 62.1 (4x)	8.4 x 67.1 (4x)



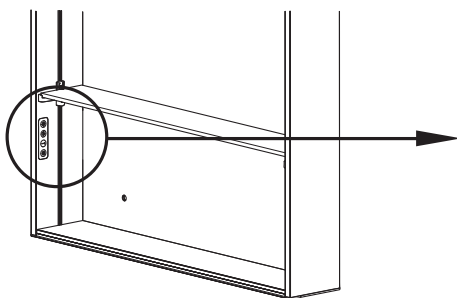
	178.101	178.121
	DLU1 100/3/TW	DLU1 120/3/TW
 LED	2 x 22W/2664 lm	2 x 27W/3225 lm
A	99.5	119.5
B	27.8	27.8
C	67.8	87.8
D	30 (2x) / 40 (1x)	30 (2x) / 60 (1x)
E	8.4 x 27.1 (2x)	8.4 x 27.1 (2x)
F	8.4 x 67.1 (2x)	8.4 x 87.1 (2x)
		



	178.150
	DLU1 150/3/TW
 LED	2 x 34W/4066 lm
A	149.5
B	57.8
C	87.8
D	60 (2x) / 30 (1x)
E	8.4 x 57.1 (2x)
F	8.4 x 87.1 (2x)
	



Taster für Funktionen - Touches pour fonctions - Button for functions



EIN/AUS, ON/OFF, oben, en haut, above

dimmbar, intensité variable, dimmable

2000 - 6500 K

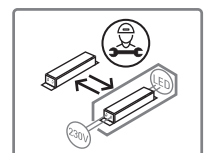
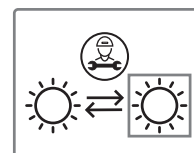
EIN/AUS, ON/OFF, unten, en bas, below

Die Lichtquellen und elektronischen Bauteile sind gemäss Artikel 4 der EU-Verordnung 2019/2020 durch eine Fachperson auswechselbar.

Les sources lumineuses et les composants électroniques sont remplaçables par une personne qualifiée, conformément à l'article 4 du règlement UE 2019/2020.

The light sources and electronic components are replaceable by a qualified person in accordance with Article 4 of EU Regulation 2019/2020.

Dieser Spiegelschrank enthält Lichtquellen mit der Energie-Effizienzklasse:
Cette armoire de toilette contient des sources lumineuses avec la classe d'efficacité énergétique:
This mirror cabinet contains light sources with the energy efficiency class:



Arbeiten an elektrischen Anlagen dürfen nur von autorisierten Fachleuten nach den örtlichen Vorschriften ausgeführt werden.

Les travaux à l'installation électrique ne doivent être effectués que par des spécialistes autorisés selon les prescriptions locales.

Electric installation work may only be carried out by approved specialists according to the local regulations.



Genauere Angaben über Ausführung und Ausrüstung entnehmen Sie der entsprechenden Preis- und Typenliste. Änderungen vorbehalten.

Veuillez prendre de plus amples information en ce qui concerne l'équipement de notre liste des prix et des modèles correspondante. Sous réserve de modifications.

For further information as equipment details please refer to our corresponding price and model list. Alterations are reserved.